

QUALIFICATIONS PACK - OCCUPATIONAL STANDARDS FOR TEXTILE SECTOR

What are Occupational Standards(OS)?

- OS describe what individuals need to do, know and understand in order to carry out a particular job role or function
- OS are performance standards that individuals must achieve when carrying out functions in the workplace, together with specifications of the underpinning knowledge and understanding

Contact Us:
Textile SSC
E-mail: info@texskill.in



Contents

1. Introduction and Contacts.....P.1
2. Qualifications Pack.....P.2
3. Glossary of Key Terms.....P.3
4. NOS Units.....P.5

Introduction

Qualifications Pack – Drawframe Operator

SECTOR: TEXTILE

SUB-SECTOR: SPINNING

OCCUPATION: SPINNING PREPARATORY

REFERENCE ID: TSC/Q 1501

ALIGNED TO: NCO-2004 / 7431.73

Brief Job Description: A drawframe operator is responsible to carry out tenting activities in the drawframe machine. A drawframe operator should be able to operate the drawframe machine, ensure proper feeding of carded or combed sliver, piece the sliver on breakage, doff the sliver cans and transport the delivery cans to the storage area. This job requires the individual to have thorough knowledge in process flow and material flow in a textile mill for yarn production and should be able to know the important functions and operations of all the machines in drawing department.

Personal Attributes: A Drawframe operator should have good eyesight, eye-hand coordination, motor skills and vision (including near vision, distance vision, color vision, peripheral vision, depth perception and ability to change focus).

Job Details	Qualifications Pack Code	TSC/Q 0105		
	Job Role	Drawframe Operator		
	Credits (NSQF)	TBD	Version number	1.0
	Sector	Textile	Drafted on	15/12/14
	Sub-sector	Spinning	Last reviewed on	25/02/15
	Occupation	Spinning Preparatory	Next review date	01/03/16
	Job Role	Drawframe Operator		
Role Description	To run a Drawframe efficiently so as to get maximum output with minimum defects, giving due importance to safety & environmental aspects			
NSQF level	4			
Minimum Educational Qualifications	5 th standard, preferably			
Maximum Educational Qualifications	N/A			
Training (Suggested but not mandatory)	Not Applicable			
Experience	Not essential			
National Occupational Standards (NOS)	<p>Compulsory:</p> <ol style="list-style-type: none"> TSC/ N1501 Taking charge of shift and handing over shift to operator TSC/ N1502(Operating the drawframe machine) TSC/ N1503(Carryout creeling, piecing and doffing activities) TSC/ N9001 Maintain work area, tools and machines TSC/ N9002 Working in a team TSC/ N9003 Maintain health, safety and security at workplace TSC/ N9004 Comply with industry and organizational requirement <p>Optional: Not Applicable</p>			
Performance Criteria	As described in the relevant OS units			

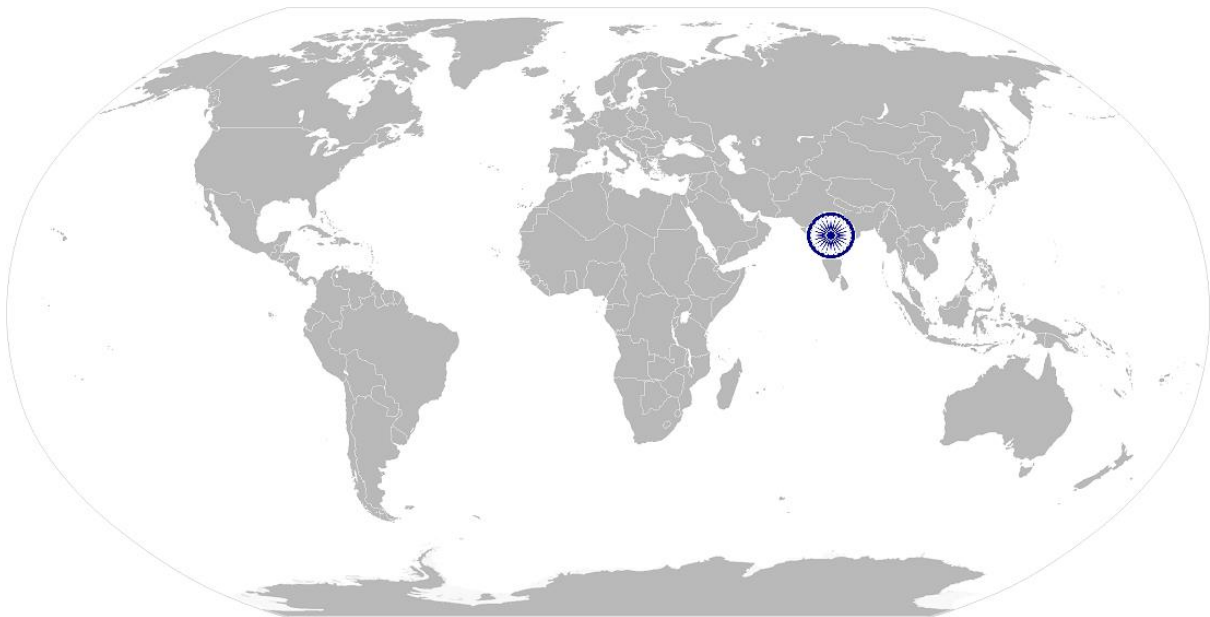
Table 1: Glossary of Key Terms

Keywords /Terms	Description
Definitions	Sector is a conglomeration of different business operations having similar businesses and interests. It may also be defined as a distinct subset of the economy whose components share similar characteristics and interests.
Sub-sector	Sub-sector is derived from a further breakdown based on the characteristics and interests of its components.
Vertical	Vertical may exist within a sub-sector representing different domain areas or the client industries served by the industry.
Occupation	Occupation is a set of job roles, which perform similar/related set of functions in an industry.
Function	Function is an activity necessary for achieving the key purpose of the sector, occupation, or area of work, which can be carried out by a person or a group of persons. Functions are identified through functional analysis and form the basis of OS.
Sub-functions	Sub-functions are sub-activities essential to fulfill the achieving the objectives of the function.
Job role	Job role defines a unique set of functions that together form a unique employment opportunity in an organization.
Occupational Standards (OS)	OS specify the standards of performance an individual must achieve when carrying out a function in the workplace, together with the knowledge and understanding they need to meet that standard consistently. Occupational Standards are applicable both in the Indian and global contexts.
Performance Criteria	Performance Criteria are statements that together specify the standard of performance required when carrying out a task.
National Occupational Standards (NOS)	NOS are Occupational Standards which apply uniquely in the Indian context.
Qualifications Pack Code	Qualifications Pack Code is a unique reference code that identifies a qualifications pack.
Qualifications Pack(QP)	Qualifications Pack comprises the set of OS, together with the educational, training and other criteria required to perform a job role. A Qualifications Pack is assigned a unique qualification pack code.
Unit Code	Unit Code is a unique identifier for an OS unit, which can be denoted with either an 'O' or an 'N'.
Unit Title	Unit Title gives a clear overall statement about what the incumbent should be able to do.

Description	Description gives a short summary of the unit content. This would be helpful to anyone searching on a database to verify that this is the appropriate OS they are looking for.
Scope	Scope is the set of statements specifying the range of variables that an individual may have to deal with in carrying out the function which have a critical impact on the quality of performance required.
Knowledge and Understanding	Knowledge and Understanding are statements which together specify the technical, generic, professional and organizational specific knowledge that an individual needs in order to perform to the required standard.
Organizational Context	Organizational Context includes the way the organization is structured and how it operates, including the extent of operative knowledge managers have of their relevant areas of responsibility.
Technical Knowledge	Technical Knowledge is the specific knowledge needed to accomplish specific designated responsibilities.
Core Skills/Generic Skills	Core Skills or Generic Skills are a group of skills that are key to learning and working in today's world. These skills are typically needed in any work environment. In the context of the OS, these include communication related skills that are applicable to most job roles.
Keywords /Terms	Description
SSC	Sector Skill Council
OS	Occupational Standard(s)
NOS	National Occupational Standard(s)
QP	Qualifications Pack
NSQF	National Skill Qualifications Framework
NCO	National Classifications of Occupation
TBD	To Be Determined
TSC	Tactile Sector Skill Council
NSDC	National Skill Development Corporation

Acronyms

National Occupational Standard



Overview

This unit is about taking charge of shift from previous shift operator and relieving the responsibilities to the next shift operator

TSC/ N0113

Taking charge of shift and handing over shift to operator

National Occupational Standard	Unit Code	TSC/ N0113
	Unit Title (Task)	Taking charge of shift and handing over shift to operator
	Description	This unit is about taking charge of shift from previous shift operator and relieving the responsibilities to the next shift operator
	Scope	This unit/task covers the following: <ul style="list-style-type: none"> ▪ Taking charge of shift ▪ Handing over shift
	Elements	Performance Criteria
	Taking charge of shift	<p>To be competent, you must be able to:</p> <p>PC1. come at least 10 - 15 minutes earlier to the work spot</p> <p>PC2. bring the necessary operational tools to the department</p> <p>PC3. meet the previous shift operator and discuss with him/ her regarding the issues faced by them with respect to the quality or production or spare or safety or any other specific instruction etc.</p> <p>PC4. understand the count produced, colour coding, followed in the drawframe for his allocated number of machines</p> <p>PC5. ensure the technical details are mentioned in the display board in the drawframe machine</p> <p>PC6. check for the availability of the spare sliver cans for creeling</p> <p>PC7. check the sliver passage and drawn sliver formation is proper</p> <p>PC8. check the condition of different running sliver cans</p> <p>PC9. ensure proper functioning of drawframe machine parts and machine</p> <p>PC10. check the condition of running machines, damages if any should be reported</p> <p>PC11. check the cleanliness of the machines & other work areas</p> <p>PC12. check whether any spare/raw material/ tool / yarn / any other material are thrown under the machines or in the other work areas.</p> <p>PC13. question the previous shift operator for any deviation in the above and should bring the same to the knowledge of his/ her shift superior as well that of the previous shift as well.</p> <p>PC14. ensure no roller lapping in drawframe</p> <p>PC15. remove the roller lapping manually if any without damaging the cots</p> <p>PC16. ensure the wastes collection boxes are empty while taking charge of shift</p> <p>PC17. ensure the work spot is clean</p>
Handing over shift	<p>PC18. hand over the shift to the incoming shift operator in a proper manner</p> <p>PC19. ensure in providing the details regarding count produced, colour coding followed in the drawframe for his allocated number of machines</p> <p>PC20. provide all relevant information regarding the count produced, damaged machine parts if any</p> <p>PC21. get clearance from the incoming counterpart before leaving the work spot</p> <p>PC22. report to his/ her shift superiors as well as that of the incoming shift operator in case his/ her counterpart doesn't report for the incoming shift</p> <p>PC23. ensure the shift has to be properly handed over to the incoming shift operator</p>	

TSC/ N0113

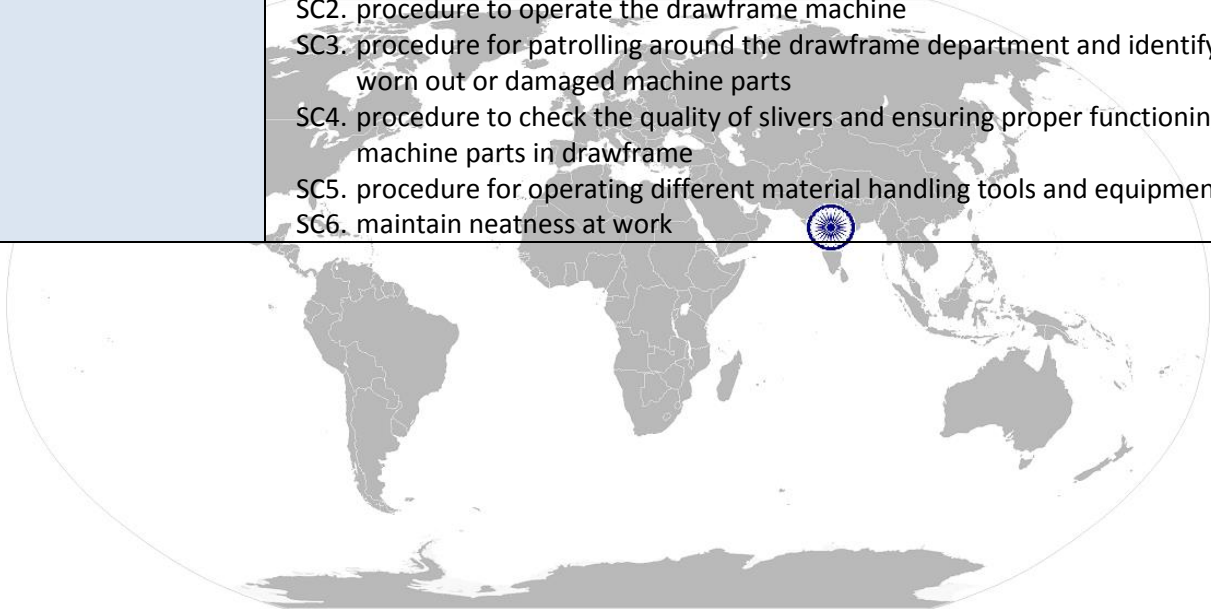
Taking charge of shift and handing over shift to operator

	<p>PC24. report to his/ her shift superior about the quality / production / safety issues/ any other issue faced in his/her shift and should leave the department only after getting concurrence for the same from his/ her superiors</p> <p>PC25. collect the wastes from waste collection bags, weigh them and transport to storage area</p> <p>PC26. ensure the work spot is clean</p>
Knowledge and Understanding (K)	
<p>A. Organizational Context (Knowledge of the company/ organization and its processes)</p>	<p>You need to know and understand:</p> <p>KA1. standard operating procedures (SOP) and regulations in a textile mill</p> <p>KA2. safe working practices to be adopted in textile mill</p> <p>KA3. quality systems and other processes practiced in the textile mill</p> <p>KA4. reporting to the supervisor or higher authority in case of emergency</p> <p>KA5. color coding adopted for different counts in the textile mill</p>
<p>B. Technical Knowledge</p>	<p>KB1. the importance of</p> <ul style="list-style-type: none"> • types of fibers • types of yarn • sliver hank and yarn count • types of yarn defects <p>KB2. process flow in a textile mill</p> <p>KB3. material flow in a textile mill</p> <p>KB4. importance of drawframe and drawing sliver formation</p> <p>KB5. functions of different parts of drawframe</p> <p>KB6. importance of color coding followed for different counts</p> <p>KB7. guidelines for operating the drawframe machine</p> <p>KB8. understanding the functions of different signal lamps</p> <p>KB9. guidelines for taking charge of shift from previous shift operator</p> <p>KB10. guidelines for handing over the shift to the next shift operator</p> <p>KB11. importance of material handling and types of material handling equipments used equipments</p> <p>KB12. functions and methodology for operating different material handling tools</p> <p>KB13. knowledge of waste collection system & equipments used</p> <p>KB14. importance of cleanliness at workplace</p> <p>KB15. safety procedures to be followed in drawframe machine</p>
Skills (S)	
<p>A. Core Skills/ Generic Skills</p>	Writing Skills
	<p>You need to know and understand how to:</p> <p>SA1. write clear and short sentences</p>
	Reading Skills
	<p>You need to know and understand how to:</p> <p>SA2. comprehend written instructions</p>
Oral Communication (Listening and Speaking skills)	

TSC/ N0113

Taking charge of shift and handing over shift to operator

	<p>You need to know and understand how to:</p> <ul style="list-style-type: none"> SA3. communicate with supervisor appropriately SA4. talk to others to convey information effectively
B. Professional Skills	<p>Problem Solving</p> <p>You need to know and understand how to:</p> <ul style="list-style-type: none"> SB1. apply problem-solving approaches in different situations SB2. refer anomalies to the supervisor SB3. seek clarification on problems from others
	<p>Attention to Detail</p> <p>You need to know and understand how to:</p> <ul style="list-style-type: none"> SB4. apply good attention to detail SB5. check your work is complete and free from errors
	<p>C. Technical Skills</p> <p>You need to know and understand how to:</p> <ul style="list-style-type: none"> SC1. procedure to patrol around the drawframe SC2. procedure to operate the drawframe machine SC3. procedure for patrolling around the drawframe department and identifying worn out or damaged machine parts SC4. procedure to check the quality of slivers and ensuring proper functioning of machine parts in drawframe SC5. procedure for operating different material handling tools and equipments SC6. maintain neatness at work

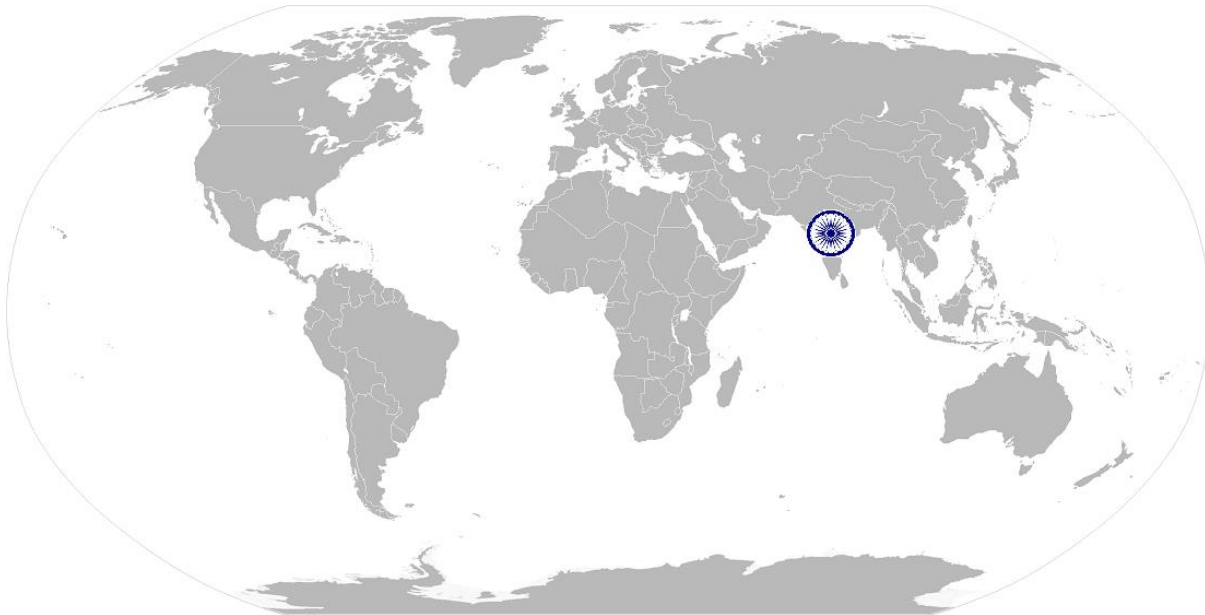


TSC/ N0113

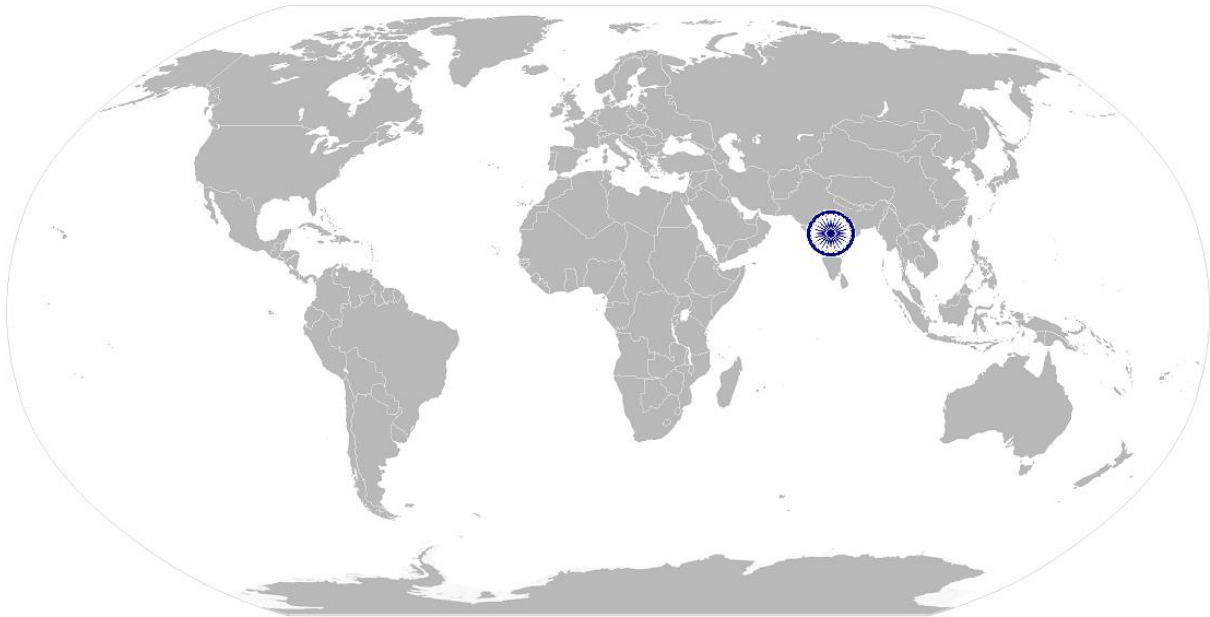
Taking charge of shift and handing over shift to operator

NOS Version Control

NOS Code	TSC/ N0113		
Credits (NSQF)	TBD	Version number	1.0
Industry	Textile	Drafted on	15/12/14
Industry Sub-sector	Spinning	Last reviewed on	25/02/15
Occupation	Spinning Preparatory	Next review date	01/03/16



National Occupational Standard



Overview

This unit is about carrying out procedure for operating the drawframe machine

Unit Code	TSC/ N1502
Unit Title (Task)	Operating the drawframe machine
Description	This unit is about carrying out procedure for operating the drawframe
Scope	<p>This unit/task covers the following:</p> <ul style="list-style-type: none"> ▪ operating the drawframe ▪ carryout cleaning activities ▪ carryout maintenance activities ▪ material handling and safety at work place ▪ Other tenting responsibilities
Performance Criteria (PC) w.r.t. the Scope	
Elements	Performance Criteria
Operating the drawframe	<p>to be competent ,you must be able to:</p> <p>PC1. start the machine</p> <p>PC2. operate the control switches for starting and stopping the drawframe</p> <p>PC3. follow the different signal lamps used in machines</p> <p>PC4. ensure proper functioning of machine by verifying in the display panel</p> <p>PC5. check whether the sliver is fed in the creel in drawing machine correctly</p> <p>PC6. piece the sliver during breakage</p> <p>PC7. doff the full sliver can</p> <p>PC8. view the display panel and identify the reasons for machine stoppages if any</p> <p>PC9. ensure the drawframe is running in the set speed by viewing the display panel</p> <p>PC10. ensure the working area is clean</p> <p>PC11. ensure proper functioning of machine</p>
Carryout cleaning activities	<p>PC1. ensure the sliver produced is free from surface damages</p> <p>PC2. clean the wastes around the machine</p> <p>PC3. segregate the wastes collected and deposit at the waste bins</p> <p>PC4. remove the defect in slivers</p> <p>PC5. support the mechanic while carryout cleaning maintenance activities</p> <p>PC6. use proper tools for cleaning</p> <p>PC7. carryout cleaning activities in creeling zone, drafting zone, and delivery zone</p> <p>PC8. clean the drafting zone as per schedule and remove fibber sticking in the rollers, bearings etc</p> <p>PC9. remove the pneumafil waste periodically and check for any good material in the waste</p> <p>PC10. ensure safety while carrying out cleaning</p> <p>PC11. ensure the wastes collected are deposited in the respective waste box</p> <p>PC12. ensure drawing area is clean</p>
Carryout maintenance activities	<p>PC13. ensure the sliver is uniformly creeled and fed</p> <p>PC14. support the fitter for carrying out maintenance activities</p> <p>PC15. ensure the draft variation on CV% is within the limits and if it's abnormal report it to superiors.</p>

TSC/N 0114

Operating the drawframe machine

	<p>PC16. interchange top cots as per the schedule displayed on the machine PC17. attend roller lapping, chocking of sliver and ensure minimum waste PC18. carry out wheel changes/ count changes as per supervisor's/shift officer's instructions PC19. ensure proper functioning of auto leveller in drawframe PC20. ensure roller lapping doesn't happen frequently PC21. release the pressure on top rollers when the machine is to be stopped for longer duration PC22. to inform superiors immediately if the sliver monitor alarm occurs in the machine. PC23. inform the supervisor and maintenance in charge in case of a jam PC24. in case of any break-downs, report to the superiors and support him for carrying out maintenance activities PC25. support the fitter during minor breakdown</p>
<p>Material handling and safety at workplace</p>	<p>PC26. ensure proper material handling of sliver, sliver can and empty can PC27. ensure using proper material handling of tools and equipments PC28. ensure safety while operating the drawframe machine PC29. ensure safety while using gadgets like caps, masks and shoes and verifying the safety stop motions</p>
<p>Other tenting responsibilities</p>	<p>PC30. ensure the sliver produced is free from outside damages PC31. inform superiors immediately, if any break down or fault in the machine is noticed PC32. ensure the proper functioning of signal lamps PC33. ensure that machine is working properly, if any deviations inform superiors immediately PC34. collect the reusable wastes and weigh them at shift end and place them in specified area PC35. provide all relevant information's of the current working process to the next shift operator before relieving</p>
<p>Knowledge and Understanding (K)</p>	
<p>A. Organizational Context (Knowledge of the company/ organization and its processes)</p>	<p>You need to know and understand:</p> <p>KA1. the organization's policies & standard operating procedures KA2. awareness & knowledge of customers KA3. potential hazards associated with the machines and the safety precautions must be taken KA4. protocol to obtain more information on work related tasks KA5. how to contact person in case of queries on procedure or products and for revolving issues related to defective machines, tools, materials & equipments KA6. details of the various job rolls & responsibilities KA7. documentation and reporting formats KA8. work targets & review machine with superiors KA9. protocol and format for reporting work related risks/ problems KA10. method of obtaining /giving feed back with respect to performance KA11. importance of team work .harmonious working relationships</p>

TSC/N 0114

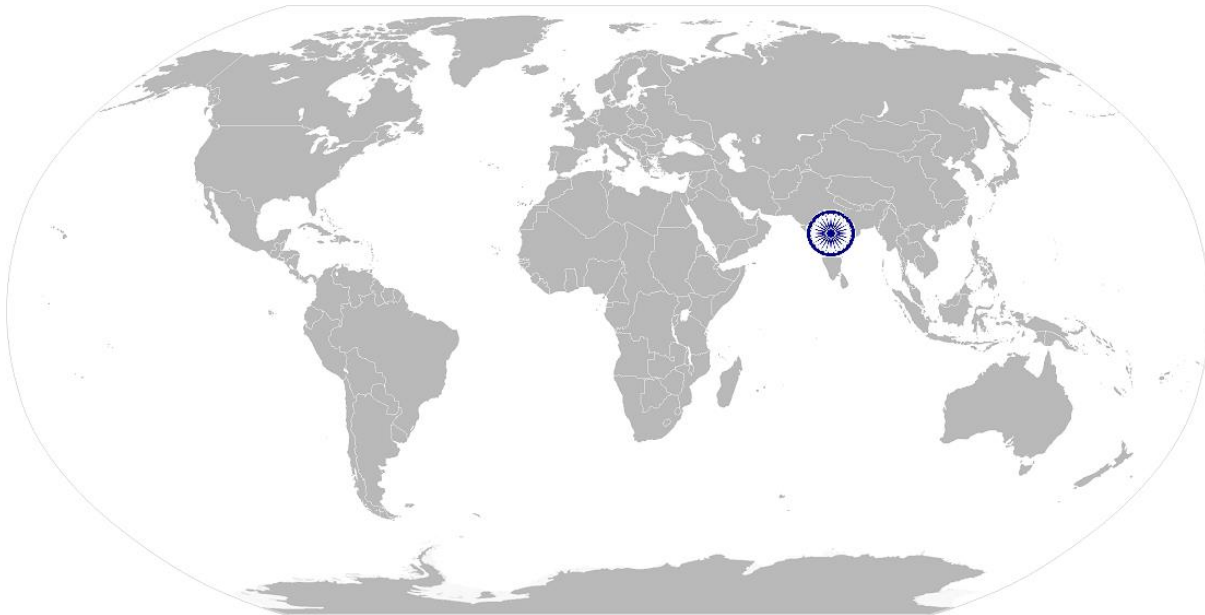
Operating the drawframe machine

	<p>KA12. process for offering /obtaining work related assistance KA13. responsibilities under health, safety and environmental legislation KA14. Guidelines for storage & disposal of waste materials</p>
<p>B. Technical Knowledge</p>	<p>The user/individual on the job needs to know and understand:</p> <p>KB1. process and material flow in a textile mill KB2. understanding the importance of fibers, types of yarn, yarn count, types of sliver, sliver hank, importance of sliver and roving quality KB3. importance of drawing KB4. functions of various parts in a drawframe machine KB5. importance & functions of different signal lamps KB6. importance of drafting and autolevelling KB7. different control buttons used KB8. knowledge of different functions in display panel and procedure to operate the drawframe KB9. types of wastes and procedure for collecting and segregating wastes KB10. guidelines for operating the material handling tools and equipments KB11. importance of cleanliness at work place KB12. guidelines for carrying out cleaning activities KB13. guidelines for carrying out maintenance activities KB14. importance of material handling KB15. types of material handling equipments used KB16. functions and methodology for operating different material handling equipments KB17. importance of safety at workplace KB18. safety gadgets used in a textile mill</p>
<p>Skills (S)</p>	
<p>A. Core Skills/ Generic Skills</p>	<p>Reading Skills</p> <p>You need to know and understand how to:</p> <p>SA1. comprehend written instructions SA2. read any application sent by other colleagues</p> <p>Oral Communication (Listening and Speaking skills)</p> <p>You need to know and understand how to:</p> <p>SA3. communicate in simple language orally SA4. communicate with supervisor appropriately SA5. talk to others to convey information effectively</p>
<p>B. Professional Skills</p>	<p>Problem Solving</p> <p>You need to know and understand how to:</p> <p>SB1. identify the real reason of problem faced SB2. apply problem-solving approaches in different situations SB3. refer anomalies to the supervisor SB4. seek clarification on problems from others</p> <p>Attention to Detail</p> <p>You need to know and understand how to:</p> <p>SB5. apply good attention to detail SB6. check your work is complete and free from errors</p>

TSC/N 0114

Operating the drawframe machine

	SB7. make sure every kind of communication is error free
C. Technical Skills	You need to know and understand how to : SC1. procedure to identify and remove the defects in sliver SC2. procedure for cleaning the wastes and waste segregation SC3. procedure to remove roller lapping SC4. procedure to carryout cleaning activities SC5. procedure for cleaning mechanisms of the creel zone, drafting zone and delivery zone SC6. procedure to carryout basic maintenance activities. SC7. maintain cleanliness at work place

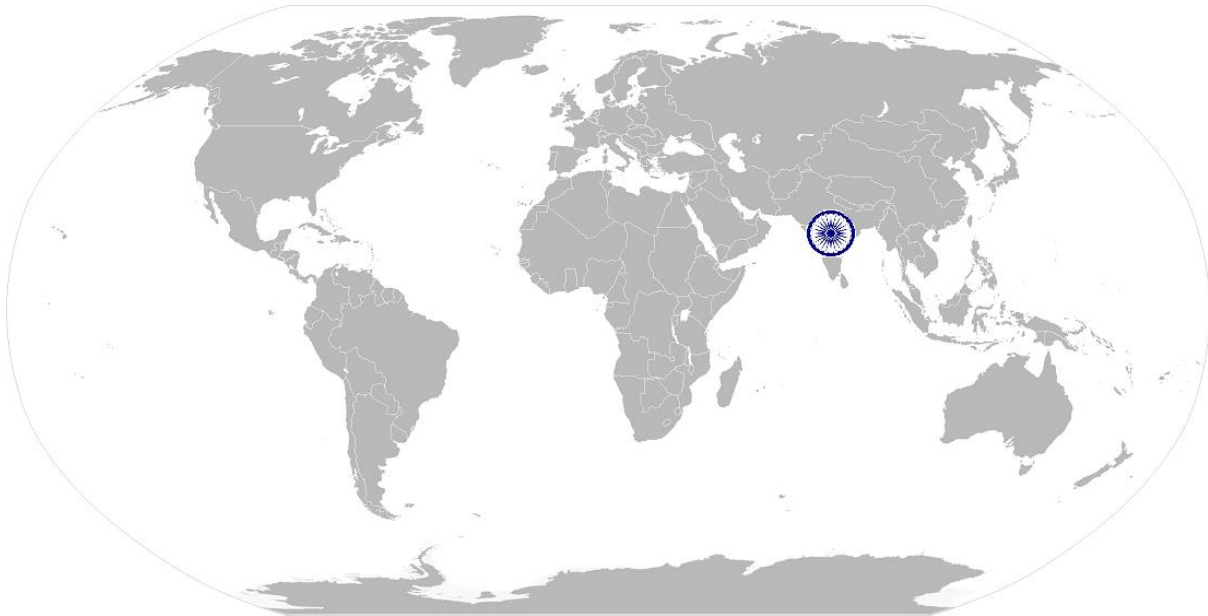


TSC/N 0114

Operating the drawframe machine

NOS Version Control

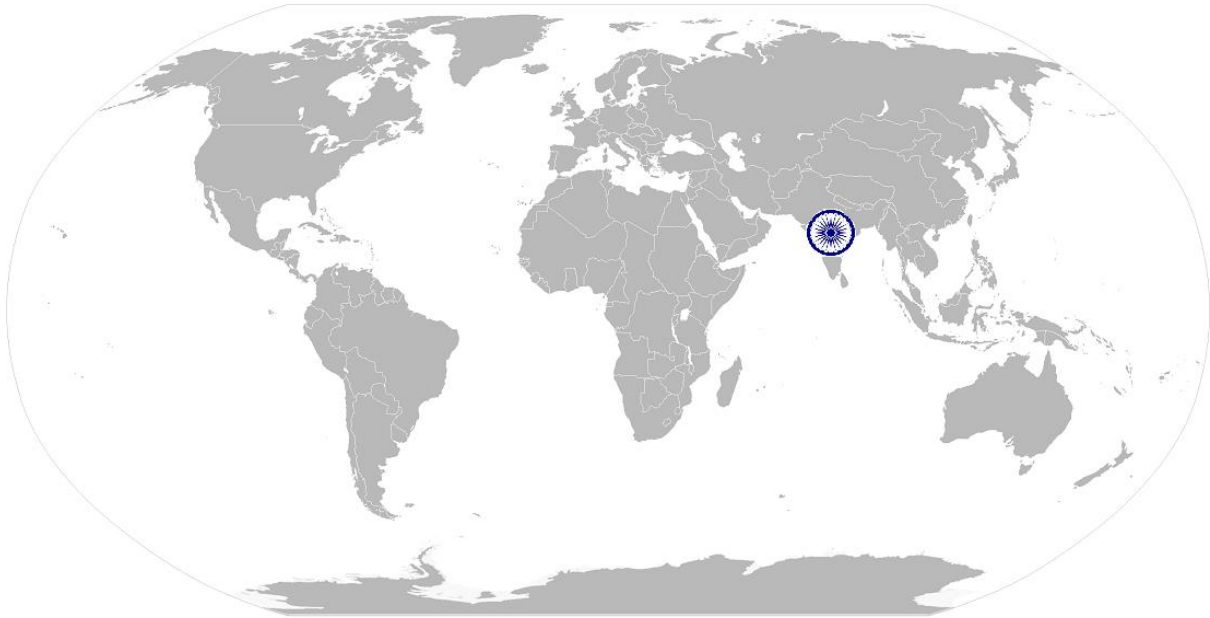
NOS Code	TSC/N0114		
Credits (NSQF)	TBD	Version number	1.0
Industry	Textile	Drafted on	15/12/14
Industry Sub-sector	Spinning	Last reviewed on	25/02/15
Occupation	Spinning Preparatory	Next review date	01/03/16



TSC/N0115

Carryout creeling, Piecing and doffing activities

National Occupational Standard



Overview

This unit is about carrying out creeling, piecing and doffing activities in drawframe

TSC/N0115

Carryout creeling, Piecing and doffing activities

National Occupational Standard	Unit Code	TSC/N 0115
	Unit Title (Task)	Carryout creeling , Piecing and doffing activities
	Description	This unit is about carrying out tenting, cleaning and maintenance activities in drawframe
	Scope	<p>This unit/task covers the following:</p> <ul style="list-style-type: none"> ▪ Creeling the sliver ▪ Attending the machine on sliver breakage ▪ Piecing the sliver at creel zone ▪ checking the quality of piecing ▪ Carrying out doffing ▪ Post doffing responsibilities
	Performance Criteria (PC) w.r.t. the Scope	
	Elements	Performance Criteria
	Creeling the sliver	<p>To be competent, you must be able to:</p> <p>PC1. understand the mixings, hanks and the color codification used</p> <p>PC2. ensure the correct hank of slivers cans are taken for creeling</p> <p>PC3. following proper color coding of sliver cans</p> <p>PC4. creeling the required number of cans and drawing the sliver forward</p> <p>PC5. ensure proper creeling procedure is followed for creeling the slivers</p> <p>PC6. ensure the slivers are passed through all guide rollers and stop motions.</p> <p>PC7. ensure proper material handling of slivers and sliver cans</p>
	Attending the machine on sliver breakage	<p>PC8. identify whether the machine stoppage by viewing the signal lamps and in display panel</p> <p>PC9. identify the reasons for machine stoppage</p> <p>PC10. ensure minimum time is taken for attending the sliver breakage</p>
	Piecing the sliver at creel zone	<p>PC11. open the calendaring zone</p> <p>PC12. collect and condense through the calendaring rollers and trumpet for sliver formation</p> <p>PC13. ensure proper procedure is followed</p> <p>PC14. draw the sliver through the conveyor rollers and pass it through the coiler rollers in delivery zone into the sliver can</p> <p>PC15. ensure proper functioning of machine post piecing</p> <p>PC16. collect the wastes collected during piecing and store the waste at respective waste box</p> <p>PC17. segregate the reusable wastes and weigh and record them in a register</p> <p>PC18. transfer the reusable wastes to drawframe/ storage area</p> <p>PC19. ensure standard piecing procedure is adopted and quality of piecing is as per standards</p> <p>PC20. ensure minimum time is taken for piecing the sliver</p> <p>PC21. ensure safety while carrying out piecing activity</p>


TSC/N0115

Carryout creeling, Piecing and doffing activities

Checking the quality of piecing	<p>PC22. verify the quality of piecing done in the sliver</p> <p>PC23. ensure sliver tension in the creeling section is appropriate</p> <p>PC24. ensure proper functioning of the machine</p>
Carrying out doffing	<p>PC25. collect the empty cans from combing preparatory or carding department for feeding the empty cans</p> <p>PC26. keep the can castors clean before feeding</p> <p>PC27. to ensure whether the sliver can is ready for doffing by viewing the details in display panel</p> <p>PC28. keep the required number of empty cans near doff zone for automatic can change</p> <p>PC29. keep the empty sliver can near the doffing machine in manual doffing</p> <p>PC30. doff the full sliver can in case of manual doffing</p>
Post doffing responsibilities	<p>PC31. ensure proper doffing procedure is followed</p> <p>PC32. to ensure doffing is carried out properly in auto doffing</p> <p>PC33. to move the sliver can produced to storage area</p> <p>PC34. to ensure proper functioning of drawframe post doffing</p> <p>PC35. ensure proper material handling of sliver, sliver can and empty can</p> <p>PC36. ensure proper material handling of tools and equipments</p> <p>PC37. care has to be taken during count change to avoid mix up of sliver / cans</p>
Knowledge and Understanding (K)	
A. Organizational Context (Knowledge of the company/ organization and its processes)	<p>You need to know and understand:</p> <p>KA1. personal hygiene and duty of care</p> <p>KA2. the organization's policies & standard operating procedures (SOP)</p> <p>KA3. awareness & knowledge of customers</p> <p>KA4. potential hazards associated with the machines and the safety precautions must be taken</p> <p>KA5. protocol to obtain more information on work related tasks</p> <p>KA6. how to contact person in case of queries on procedure or products and for revolving issues related to defective machines, tools, materials & equipments</p> <p>KA7. details of the various job rolls & responsibilities</p> <p>KA8. documentation and reporting formats</p> <p>KA9. work targets & review machine with superiors</p> <p>KA10. protocol and format for reporting work related risks/ problems</p> <p>KA11. method of obtaining /giving feed back with respect to performance</p> <p>KA12. importance of team work .harmonious working relationships</p> <p>KA13. process for offering /obtaining work related assistance</p> <p>KA14. responsibilities under health, safety and environmental legislation</p> <p>KA15. guidelines for storage & disposal of waste materials</p>
B. Technical Knowledge	<p>You need to know and understand:</p> <p>KB1. process flow and material flow in textile mill</p> <p>KB2. functions of drawframe machine</p> <p>KB3. functions of control switches and signal lamps</p>

TSC/N0115

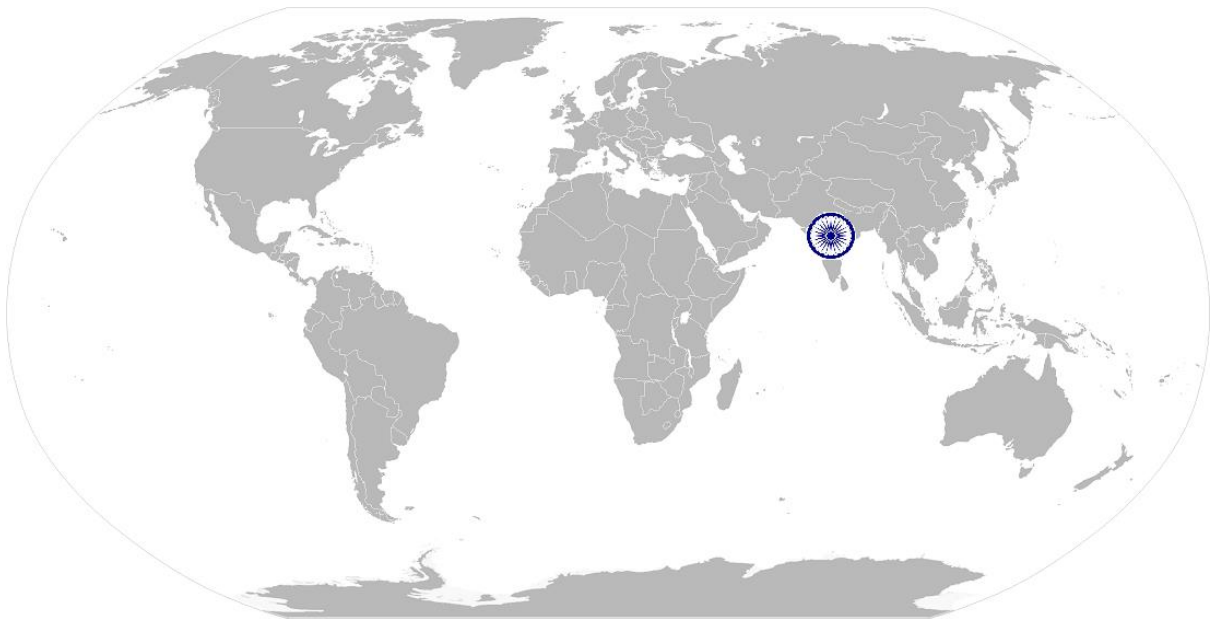
Carryout creeling, Piecing and doffing activities

	<p>KB4. importance of piecing KB5. importance of doffing KB6. importance of color coding KB7. importance of sliver quality KB8. guidelines for creeling the sliver KB9. guidelines and precautions for piecing the sliver KB10. guidelines and precautions for carrying out doffing activity KB11. functions of different control switches KB12. knowledge of different functions in display panel and procedure to operate the machine KB13. functions of different signal lamps KB14. types of wastes and importance of collecting waste KB15. importance of cleanliness and safety at work place</p>
Skills (S)	
<p>A. Core Skills/ Generic Skills</p>	<p>Reading Skills</p>
	<p>You need to know and understand how to: SA1. read and comprehend written instructions SA2. read any application sent by other colleagues</p>
	<p>Oral Communication (Listening and Speaking skills) You need to know and understand how to:  SA3. communicate in simple language orally SA4. communicate with supervisor appropriately SA5. talk to others to convey information effectively</p>
<p>B. Professional Skills</p>	<p>Problem Solving</p>
	<p>You need to know and understand how to: SB1. identify the real reason of problem faced SB2. apply problem-solving approaches in different situations SB3. refer anomalies to the supervisor SB4. seek clarification on problems from others</p>
	<p>Attention to Detail You need to know and understand how to: SB5. apply good attention to detail SB6. check your work is complete and free from errors SB7. make sure every kind of communication is error free</p>
<p>C. Technical Skills</p>	<p>You need to know and understand : SC1. procedure for creeling the sliver cans SC2. procedure for piecing the sliver at creel zone SC3. procedure for condensing the sliver and feeding to coiler and delivery zone for sliver formation SC4. standard operating procedure for carrying out piecing activity SC5. standard operating procedure for carrying out doffing activity SC6. procedure for segregating the different types of cotton wastes SC7. procedure for storing reusable wastes and weighing them</p>

TSC/N0115

Carryout creeling, Piecing and doffing activities

	SC8. procedure for material handling of sliver, sliver cans SC9. maintain cleanliness at work
--	--

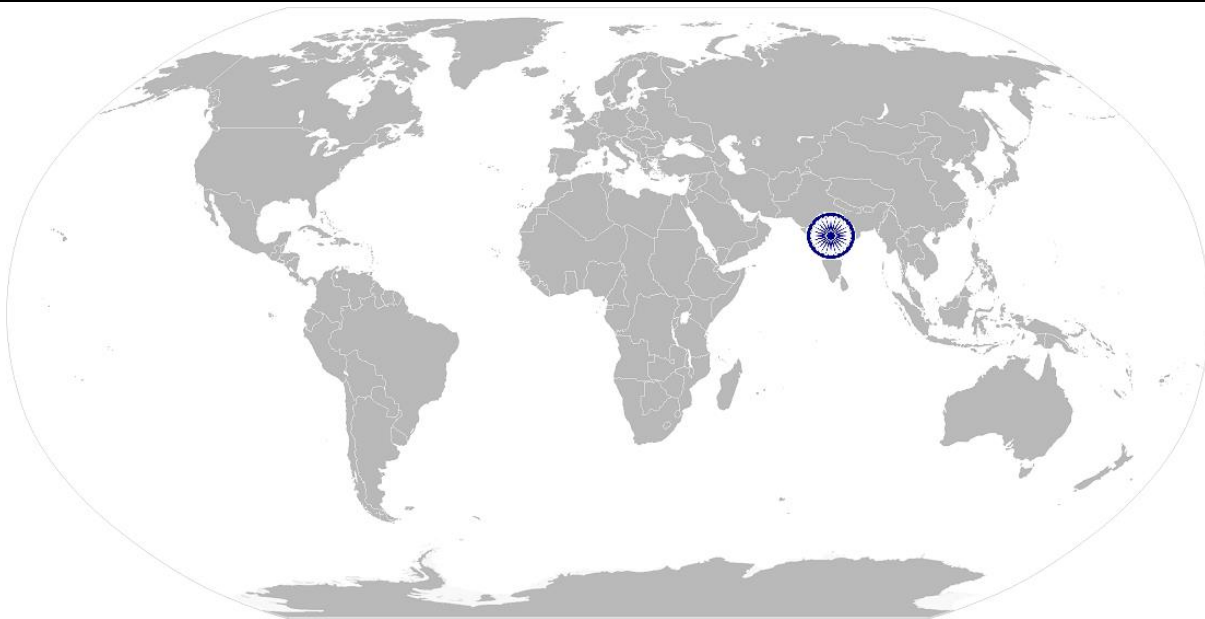


TSC/N0115

Carryout creeling, Piecing and doffing activities

NOS Version Control

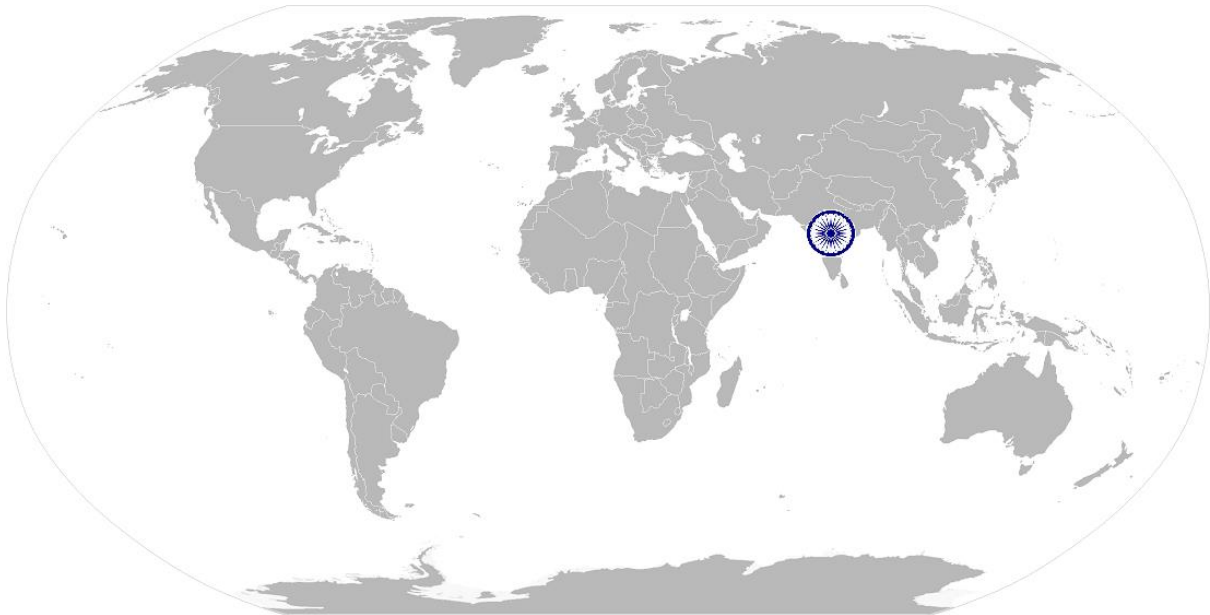
NOS Code	TSC/N 0115		
Credits (NSQF)	TBD	Version number	1.0
Industry	Textile	Drafted on	15/12/14
Industry Sub-sector	Spinning	Last reviewed on	25/02/15
Occupation	Spinning Preparatory	Next review date	01/03/16



TSC/ N9001

Maintain work area, tools and machine

National Occupational Standard



Overview

This unit is about maintaining work areas and activities to ensure tools and machines are maintained as per norms.

TSC/ N9001

Maintain work area, tools and machine

Unit Code	TSC/ N9001
Unit Title (Task)	Maintaining work area, tools and machines
Description	This unit provides performance criteria, knowledge & understanding and skills & abilities required to organize/ maintain work areas and activities to ensure tools and machines are maintained as per norms
Scope	This unit covers the following: <ul style="list-style-type: none"> Maintain the work area, tools and machines
Performance Criteria (PC) w.r.t. the Scope	
Elements	Performance Criteria
Maintain the work area, tools and machines	<p>To be competent, you must be able to:</p> <p>PC1. handle materials, machinery, equipment and tools with care and use them in the correct way</p> <p>PC2. use correct lifting and handling procedures</p> <p>PC3. use materials to minimize waste</p> <p>PC4. maintain a clean and hazard free working area</p> <p>PC5. maintain tools and equipment</p> <p>PC6. carry out running maintenance within agreed schedules</p> <p>PC7. carry out maintenance and/or cleaning within one's responsibility</p> <p>PC8. report unsafe equipment and other dangerous occurrences</p> <p>PC9. ensure that the correct machine guards are in place</p> <p>PC10. work in a comfortable position with the correct posture</p> <p>PC11. use cleaning equipment and methods appropriate for the work to be carried out</p> <p>PC12. dispose of waste safely in the designated location</p> <p>PC13. store cleaning equipment safely after use</p> <p>PC14. carry out cleaning according to schedules and limits of responsibility</p>
Knowledge and Understanding (K)	
A. Organizational Context (Knowledge of the company/ organization and its processes)	<p>You need to know and understand:</p> <p>KA1. personal hygiene and duty of care</p> <p>KA2. safe working practices and organizational standard operating procedures</p> <p>KA3. limits of your own responsibility</p> <p>KA4. ways of resolving with problems within the work area</p> <p>KA5. the production process and the specific work activities that relate to the whole process</p> <p>KA6. the importance of effective communication with supervisors</p> <p>KA7. the lines of communication, authority and reporting procedures</p> <p>KA8. the organization's rules, codes and guidelines (including timekeeping)</p> <p>KA9. the company's quality standards</p> <p>KA10. the importance of complying with written instructions</p> <p>KA11. equipment operating procedures / supervisor's instructions</p>
B. Technical Knowledge	<p>You need to know and understand:</p> <p>KB1. Work instructions and specifications and interpret them accurately</p> <p>KB2. Relation between work role and the overall manufacturing process</p> <p>KB3. Hazards likely to be encountered when conducting routine maintenance</p>

TSC/ N9001

Maintain work area, tools and machine

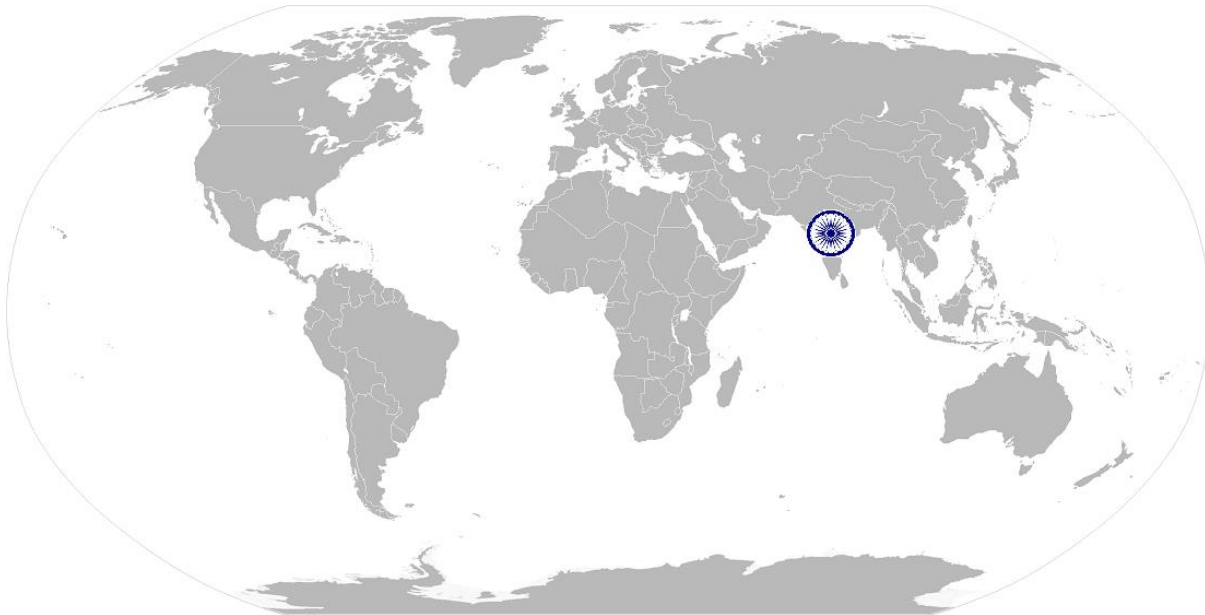
	KB4. The importance of taking action when problems are identified KB5. Different ways of minimizing waste KB6. The importance of running maintenance and regular cleaning KB7. Effects of contamination on products i.e. Machine oil, dirt, foreign materials KB8. Common faults with equipment and the method to rectify KB9. Maintenance procedures KB10. Different types of cleaning equipment and substances and their use KB11. Safe working practices for cleaning and the method of carrying them out
Skills (S)	
A. Core Skills/ Generic Skills	Reading Skills
	You need to know and understand how to: SA1. Read and comprehend written instructions SA2. Read any application sent by other colleagues
	Oral Communication (Listening and Speaking skills)
You need to know and understand how to: SA3. Communicate in local language orally SA4. Communicate with supervisor appropriately SA5. Talk to others to convey information effectively	
B. Professional Skills	Problem Solving
	You need to know and understand how to: SB1. Identify the real reason of problem faced SB2. Apply problem-solving approaches in different situations SB3. Refer anomalies to the supervisor SB4. Seek clarification on problems from others
	Attention to Detail
You need to know and understand how to: SB5. Apply good attention to detail SB6. check your work is complete and free from errors SB7. Make sure every kind of communication is error free	
C. Technical Skills	You need to know and understand : SC1. Communicate effectively SC2. Apply leadership skills wherever required SC3. Take initiative at the right place SC4. Understand the requirement to be creative

TSC/ N9001

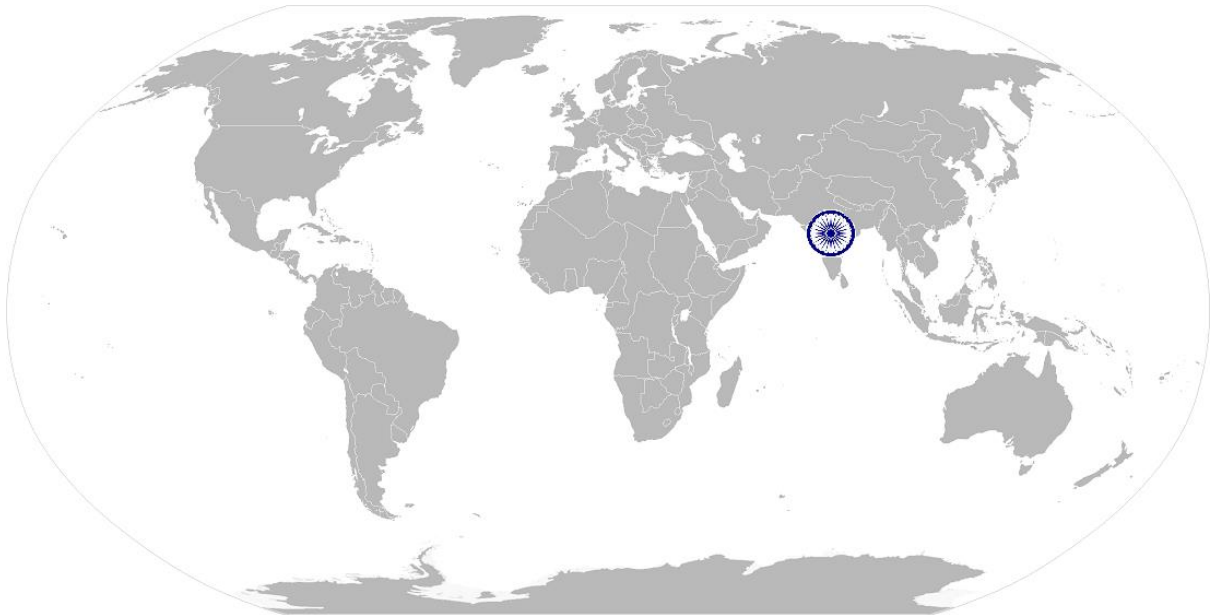
Maintain work area, tools and machine

NOS Version Control

NOS Code	TSC/ N9001		
Credits (NSQF)	TBD	Version number	1.0
Industry	Textile	Drafted on	15/12/14
Industry Sub-sector	Spinning	Last reviewed on	25/02/15
Occupation	Spinning Preparatory	Next review date	01/03/16



National Occupational Standard



Overview

This unit is about working as part of a team in the textile industry.

TSC/ N9002

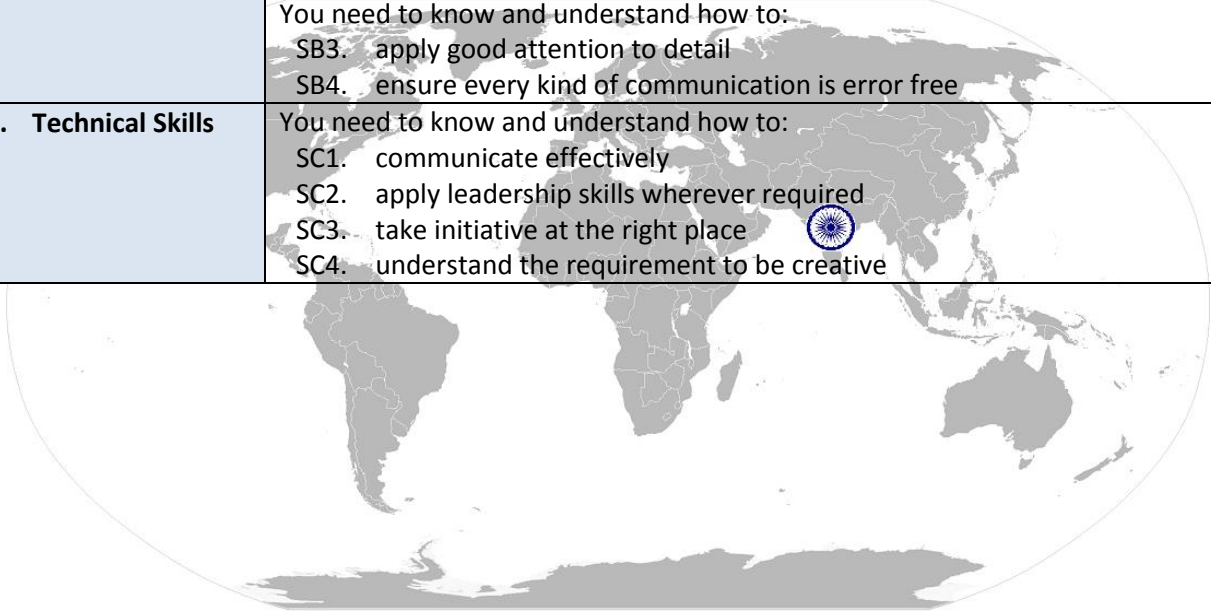
Working in a team

Unit Code	TSC/ N9002
Unit Title (Task)	Working in a team
Description	This unit is about working as a team member in the textile industry
Scope	This unit/task covers the following: <ul style="list-style-type: none"> ▪ Commitment and trust ▪ Communication ▪ Adaptability ▪ Creative freedom
Performance Criteria (PC) w.r.t. the Scope	
Elements	Performance Criteria
Commitment and trust	To be competent, you must be able to: PC1. be accountable to the own role in whole process PC2. perform all roles with full responsibility PC3. be effective and efficient at workplace
Communication	PC4. properly communicate about company policies PC5. report all problems faced during the process PC6. talk politely with other team members and colleagues PC7. submit daily report of own performance
Adaptability	PC8. adjust in different work situations PC9. give due importance to others' point of view PC10. avoid conflicting situations PC11. collaborate with colleagues performing the pre-required and post-required duty of ring frame tenter
Creative freedom	PC12. develop new ideas for work procedures PC13. improve upon the existing techniques to increase process efficiency
Knowledge and Understanding (K)	
A. Organizational Context	You need to know and understand: KA1. Standard operating procedures (SOP) and regulations in a textile mill KA2. Procedure followed to get the final output in the textile mill KA3. Safe working practices to be adopted in textile mill KA4. Reporting to the supervisor or higher authority about any grievances faced
B. Technical Knowledge	KB1. Understanding the importance of the previous and next step of the process KB2. Process flow in a textile and the concerned workers KB3. Material flow in a textile mill and the required person KB4. Functions of different parts of the machine KB5. Tools and equipments used KB6. Guidelines for operating the machine KB7. Safety procedures to be followed in a machine
Skills (S)	
A. Core Skills/ Generic Skills	Writing Skills
	You need to know and understand how to: SA1. write clear and short sentences SA2. write daily work report

TSC/ N9002

Working in a team

	SA3. write grievance complaint application
	Reading Skills
	You need to know and understand how to: SA4. comprehend written instructions SA5. read any application sent by other colleagues
	Oral Communication (Listening and Speaking skills)
	You need to know and understand how to: SA6. communicate with supervisor appropriately SA7. talk to co-workers to convey information effectively
B. Professional Skills	Problem Solving
	You need to know and understand how to: SB1. identify the real reason of problem faced SB2. be able to find the most effective solution to the problems faced
	Attention to Detail
	You need to know and understand how to: SB3. apply good attention to detail SB4. ensure every kind of communication is error free
C. Technical Skills	You need to know and understand how to: SC1. communicate effectively SC2. apply leadership skills wherever required SC3. take initiative at the right place SC4. understand the requirement to be creative

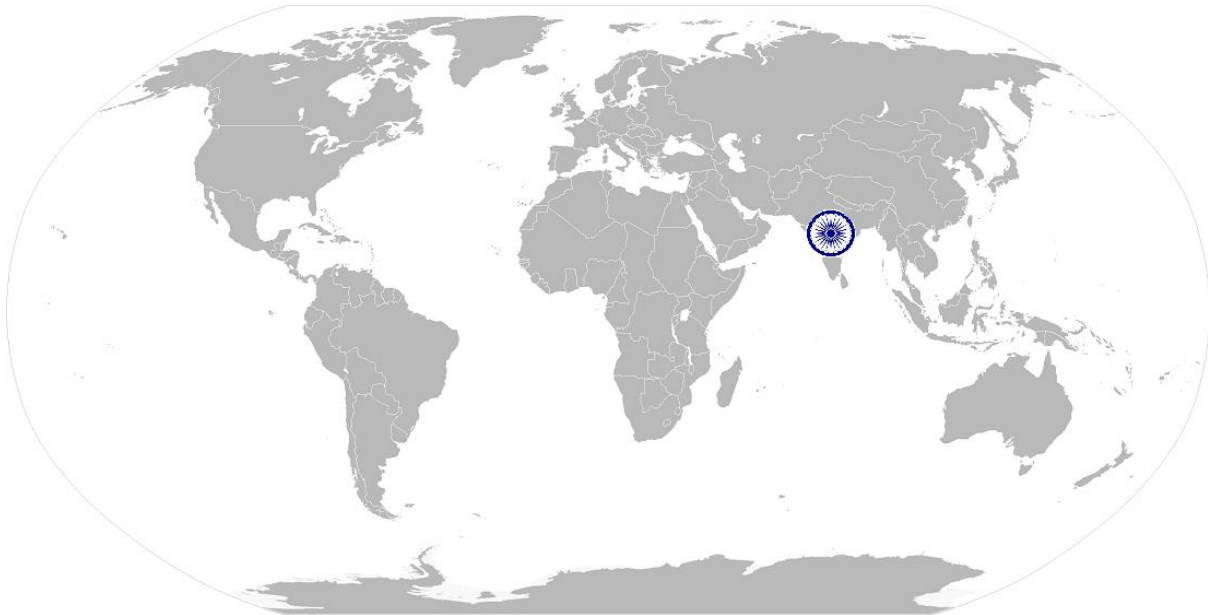


TSC/ N9002

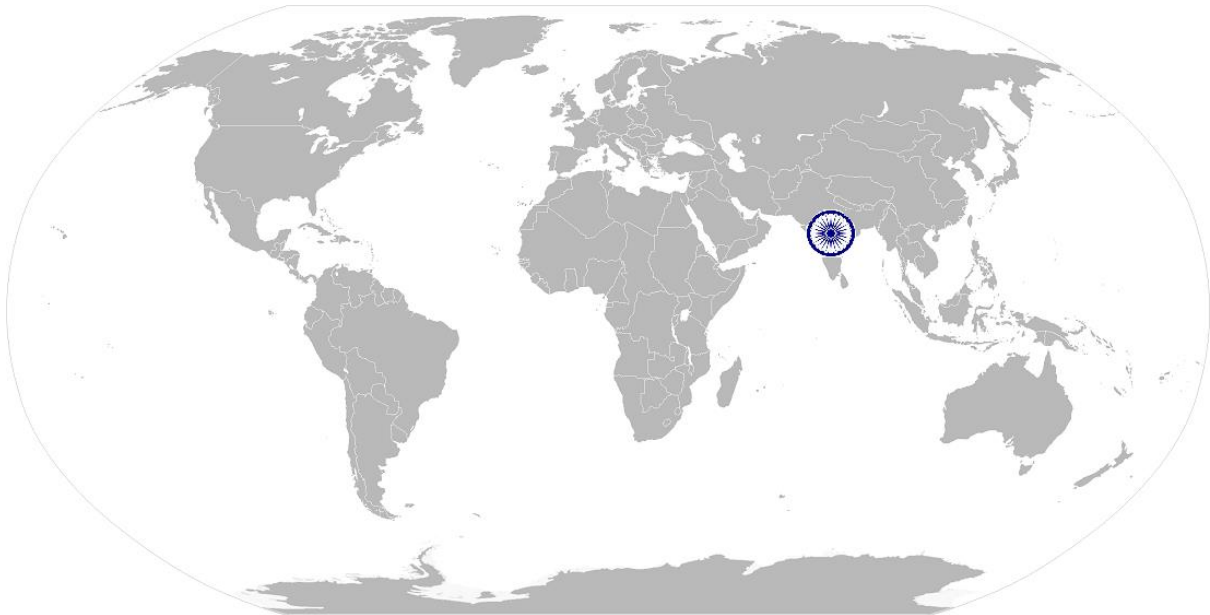
Working in a team

NOS Version Control

NOS Code	TSC/ N9002		
Credits (NSQF)	TBD	Version number	1.0
Industry	Textile	Drafted on	15/12/14
Industry Sub-sector	Spinning	Last reviewed on	25/02/15
Occupation	Spinning Preparatory	Next review date	01/03/16



National Occupational Standard



Overview

This unit is about maintaining health, safety, and security standards at workplace.

TSC/ N9003

Maintain health, safety and security at work place

Unit Code	TSC/ N9003
Unit Title (Task)	Maintain health, safety and security at work place
Description	This unit provides performance criteria, knowledge & understanding and skills & abilities required to comply with health, safety and security requirements at the workplace and covers procedures to prevent, control and minimize risk to self and others.
Scope	<p>This unit/task covers the following:</p> <ul style="list-style-type: none"> ▪ Comply with health, Safety and security requirements at work ▪ Recognizing the hazards ▪ Planning the safety techniques ▪ Implementing the programs
Performance Criteria (PC) w.r.t. the Scope	
Elements	Performance Criteria
Comply with health, Safety and security requirements at work	<p>To be competent, operator must be able to:</p> <p>PC1. comply with health and safety related instructions applicable to the workplace</p> <p>PC2. use and maintain personal protective equipment such as “ ear plug” “ nose mask “ “ head cap” etc., as per protocol</p> <p>PC3. carry out own activities in line with approved guidelines and procedures</p> <p>PC4. maintain a healthy lifestyle and guard against dependency on intoxicants</p> <p>PC5. follow environment management system related procedures</p> <p>PC6. identify and correct (if possible) malfunctions in machinery and equipment</p> <p>PC7. report any service malfunctions that cannot be rectified</p> <p>PC8. store materials and equipment in line with organisational requirements</p> <p>PC9. safely handle and remove waste</p> <p>PC10. minimize health and safety risks to self and others due to own actions</p> <p>PC11. seek clarifications, from supervisors or other authorized personnel in case of perceived risks</p> <p>PC12. monitor the workplace and work processes for potential risks and threat</p> <p>PC13. carry out periodic walk-through to keep work area free from hazards and obstructions, if assigned</p> <p>PC14. report hazards and potential risks/ threats to supervisors or other authorized personnel</p> <p>PC15. participate in mock drills/ evacuation procedures organized at the workplace</p> <p>PC16. undertake first aid, fire-fighting and emergency response training, if asked to do so</p> <p>PC17. take action based on instructions in the event of fire, emergencies or accidents</p> <p>PC18. follow organisation procedures for shutdown and evacuation when required</p>
Recognizing the hazards	<p>PC19. identify different kinds of possible hazards (environmental, personal, ergonomic, chemical) of the industry</p> <p>PC20. recognise other possible security issues existing in the workplace</p>
Planning the safety techniques	PC21. recognise different measures to curb the hazards

TSC/ N9003

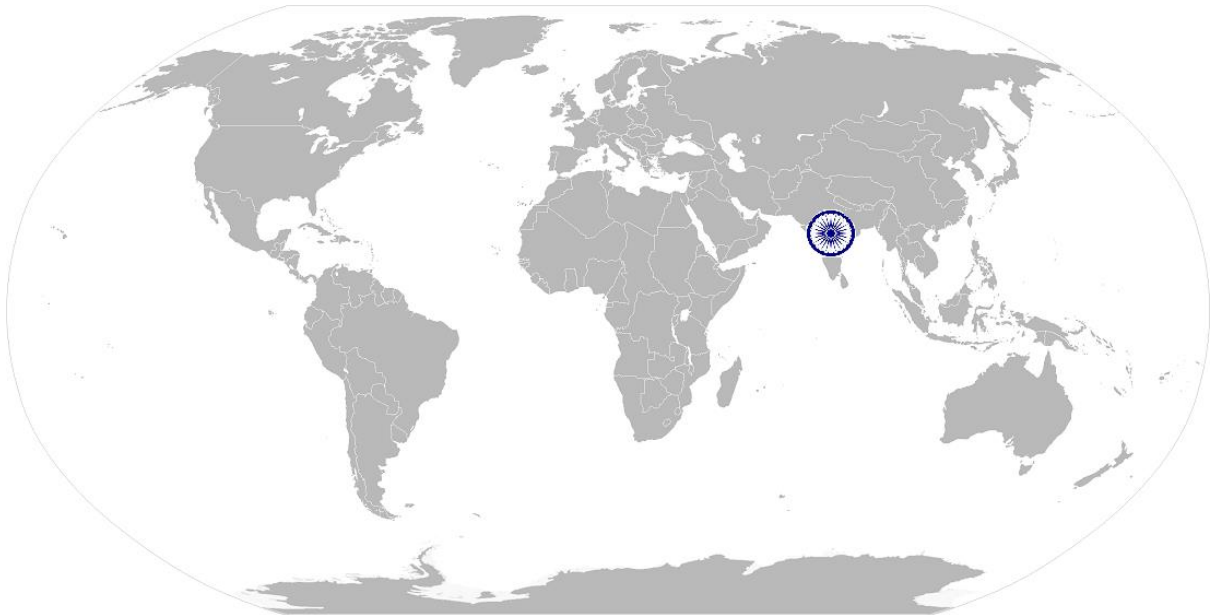
Maintain health, safety and security at work place

Implementing the programs	PC22. communicate the safety plan to everyone PC23. attach disciplinary rules with the implementation
Knowledge and Understanding (K)	
A. Organizational Context (Knowledge of the company/ organization and its processes)	You need to know and understand: KA1. standard operating procedures (SOP) and regulations in a textile mill KA2. safe working practices to be adopted in textile mill KA3. quality systems and other processes practiced in the textile mill KA4. health and safety related practices applicable at the workplace KA5. potential hazards, risks and threats based on nature of operations KA6. organizational procedures for safe handling of equipment and machine operations KA7. potential risks due to own actions and methods to minimize these KA8. environmental management system related procedures at the workplace KA9. layout of the plant and details of emergency exits, escape routes, emergency equipment and assembly points KA10. potential accidents and emergencies and response to these scenarios KA11. reporting protocol and documentation required KA12. details of personnel trained in first aid, fire-fighting and emergency response KA13. actions to take in the event of a mock drills/ evacuation procedures or actual accident, emergency or fire
B. Technical Knowledge	You need to know and understand: KB1. occupational health and safety risks and methods KB2. personal protective equipment and method of use KB3. identification, handling and storage of hazardous substances KB4. proper disposal system for waste and by-products KB5. signage related to health and safety and their meaning KB6. importance of sound health, hygiene and good habits KB7. ill-effects of alcohol, tobacco and drugs
Skills (S)	
A. Core Skills/ Generic Skills	Writing Skills
	SA1. You need to know and understand how to: SA2. Write in local language
	Reading Skills
	SA3. You need to know how to: SA4. Read and understand the company instructions SA5. Read and understand the local language SA6. Read and understand the safety guidelines
	Oral Communication (Listening and Speaking skills)
SA7. Listen to others attentively SA8. Respond to emergencies, accidents or fire at the workplace SA9. Evacuate the premises and help others in need while doing so SA10. The value of physical fitness, personal hygiene and good habits SA11. Talk with others politely	
B. Professional Skills	Decision Making
	SB1. Identify correct safety measure for particular hazard

TSC/ N9003

Maintain health, safety and security at work place

	SB2. Make required safety plans as and when required
	SB3. Raise alarm in case of emergency
	Analytical Thinking
	SB4. Know the use of correct safety measure whenever required
	Attention to Detail
	SB5. Be attentive to details SB6. Be careful to avoid occurrence of hazards
C. Technical Skills	You need to know and understand : SC1. Maintain neatness at work SC2. Procedure for reporting unwanted behavior

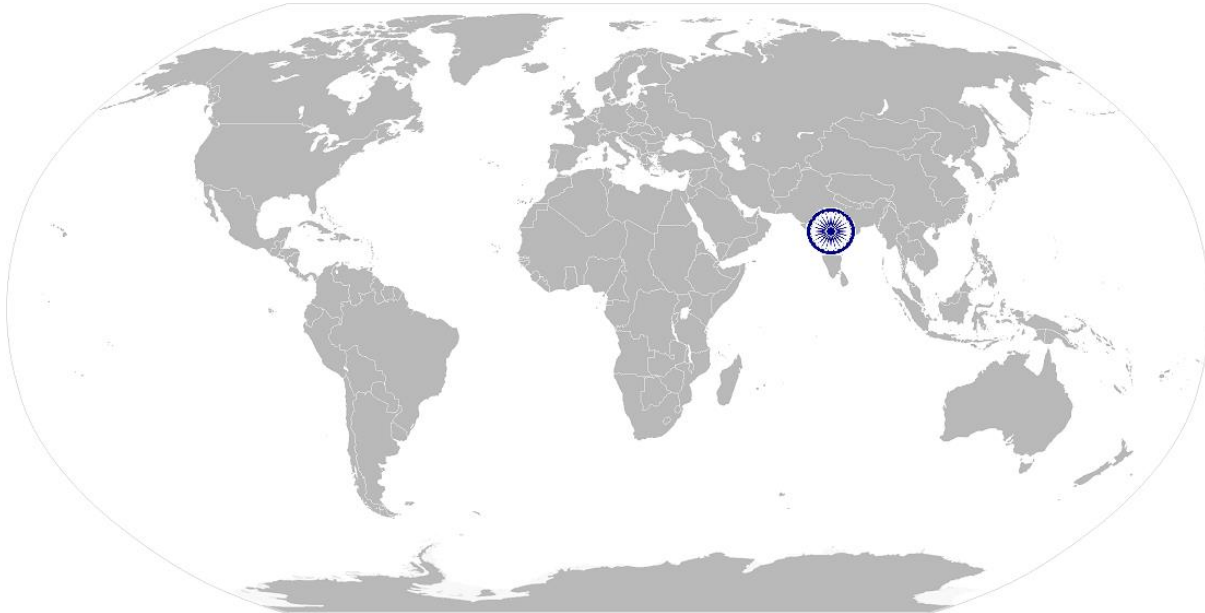


TSC/ N9003

Maintain health, safety and security at work place

NOS Version Control

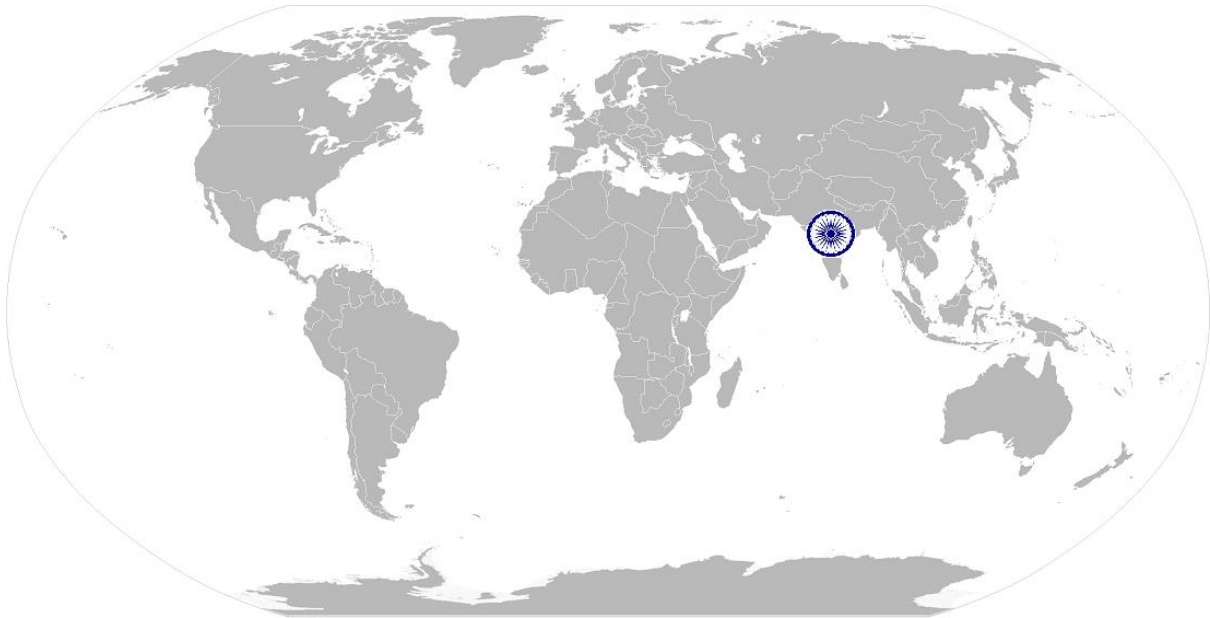
NOS Code	TSC/ N9003		
Credits (NSQF)	TBD	Version number	1.0
Industry	Textile	Drafted on	15/12/14
Industry Sub-sector	Spinning	Last reviewed on	25/02/15
Occupation	Spinning Preparatory	Next review date	01/03/16



TSC/N 9004

Comply with industry and organizational requirements

National Occupational Standard



Overview

This unit is about knowing, understanding, and complying with the requirements of the organization and the textile industry

TSC/ N9004

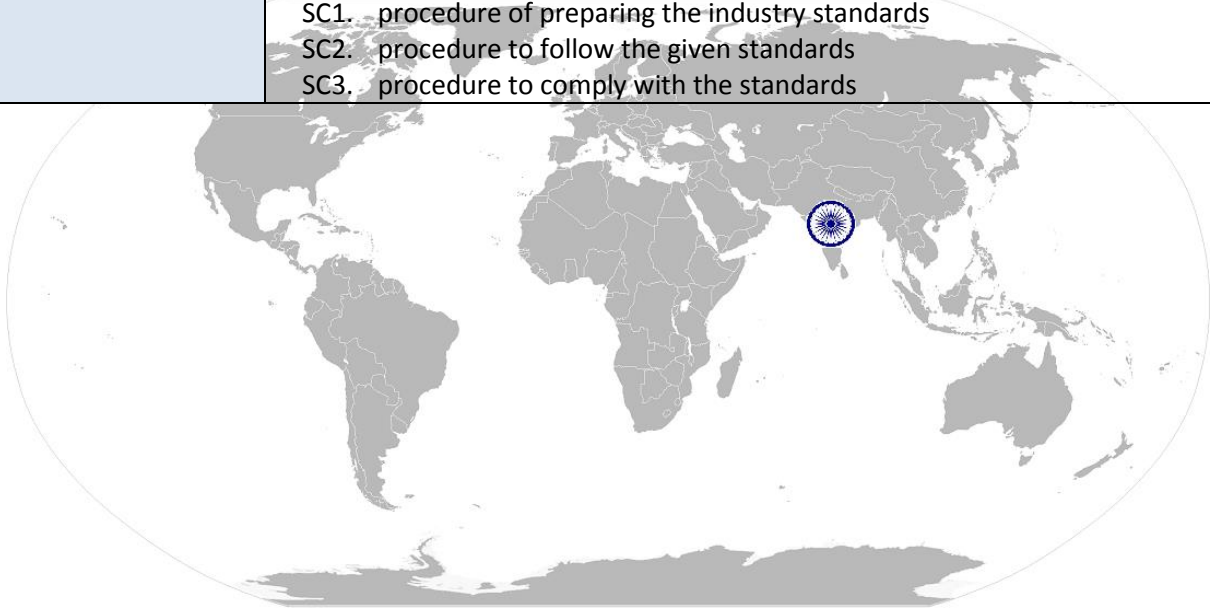
Comply with industry and organizational requirements

National Occupational Standard	Unit Code	TSC/ N9004
	Unit Title (Task)	Comply with industry and organizational requirements
	Description	This unit is about knowing, understanding, and complying with the requirements of the organization and the textile industry
	Scope	<p>This unit/task covers the following:</p> <ul style="list-style-type: none"> ▪ self development ▪ team work ▪ organizational standards ▪ industry standards
	Performance Criteria (PC) w.r.t. the Scope	
	Elements	PerformanceCriteria
	Self- development	<p>To be competent, you must be able to:</p> <p>PC1. perform own duties effectively</p> <p>PC2. take responsibility for own actions</p> <p>PC3. be accountable towards the job role and assigned duties</p> <p>PC4. take initiative and innovate the existing methods</p> <p>PC5. focus on self-learning and improvement</p>
	Team work	<p>PC6. co-ordinate with all the team members and colleagues</p> <p>PC7. communicate politely</p> <p>PC8. avoid conflicts and miscommunication</p>
	Organizational standards	<p>PC9. know the organisational standards</p> <p>PC10. implement them in your performance</p> <p>PC11. motivate others to follow them</p>
	Industry standards	<p>PC12. know the industry standards</p> <p>PC13. align them with organisation standards</p>
	Knowledge and Understanding (K)	
	<p>A. Organizational Context (Knowledge of the company/ organization and its processes)</p>	<p>You need to know and understand:</p> <p>KA1. standard operating procedures (SOP) and regulations in textile mill</p> <p>KA2. reporting to the supervisor or higher authority</p> <p>KA3. knowledge of organization standards</p> <p>KA4. knowledge of industry standards</p>
	<p>B. Technical Knowledge</p>	<p>KB1. process and material flow in a textile mill</p> <p>KB2. importance of complying with the standards</p> <p>KB3. guidelines for cleaning the various part of machine</p>
Skills (S)		
<p>A. Core Skills/ Generic Skills</p>	<p>Writing Skills</p> <p>You need to know and understand how to:</p> <p>SA1. write reports</p>	

TSC/ N9004

Comply with industry and organizational requirements

	SA2. write clear and short sentences
	Reading Skills
	You need to know and understand how to: SA3. read the basic language SA4. read one more language than the local language SA5. comprehend the standards and rules
	Oral Communication (Listening and Speaking skills)
	You need to know and understand how to: SA6. talk effectively with others SA7. put forward your point SA8. listen to others
B. Technical Skills	You need to know and understand : SC1. procedure of preparing the industry standards SC2. procedure to follow the given standards SC3. procedure to comply with the standards

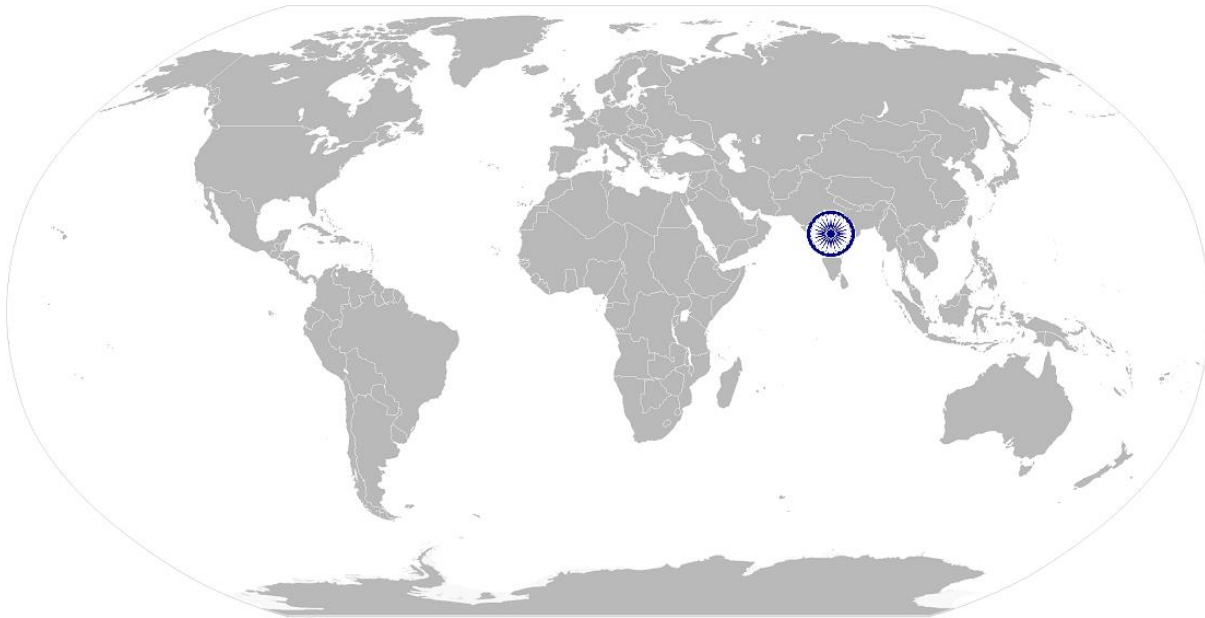


TSC/ N9004

Comply with industry and organizational requirements

NOS Version Control

NOS Code	TSC/N 9004		
Credits (NSQF)	TBD	Version number	1.0
Industry	Textile	Drafted on	15/12/14
Industry Sub-sector	Spinning	Last reviewed on	25/02/15
Occupation	Spinning Preparatory	Next review date	01/03/16



Assessment criteria

Job Role: Drawframe Operator
Qualification Pack: Drawframe Operator
Sector Skill Council: Textile Sector Skill Council

Guidelines for assessment: -

1. Criteria for assessment for each qualification pack will be created by the Sector Skill Council. Each performance criteria (PC) will be assigned marks proportional to its importance in NOS. SSC will also lay down proportion of marks for theory & skill practical for each PC.
2. The assessment for the theory part will be based on knowledge bank of question created by the SSC.
3. Individual assessment agencies will create unique evaluations for skill practical for every student at each examination/training centre (as per assessment criteria below).
4. To pass the qualification pack, every trainee should score a minimum of 80%.

National Occupational Standards (NOS)	Performance Criteria (PC)	Total Marks	Out Of	Marks Allocation		
				Theory	Skills Practical	Viva
1. TSC/N1501(Taking charge of shift and handing over shift to operator)	PC1. come at least 10 - 15 minutes earlier to the work spot	100	3	1	1	1
	PC2. bring the necessary operational tools to the department		4	1	2	1
	PC3. meet the previous shift operator and discuss with him/ her regarding the issues faced by them with respect to the quality or production or spare or safety or any other specific instruction etc.		5	2	1	2
	PC4. understand the count produced, color coding, followed in the drawframe for his allocated number of machines		5	2	1	2
	PC5. ensure the technical details are mentioned in the display board in the drawframe machine		4	2	1	1
	PC6. check for the availability of the spare sliver cans for creeling		4	1	2	1
	PC7. check the sliver passage and drawn sliver formation is proper		4	1	2	1
	PC8. check the condition of different running sliver cans		5	2	2	1

Assessment criteria

PC9. ensure proper functioning of drawframe machine parts and machine	4	1	2	1
PC10. check the condition of running machines, damages if any should be reported	4	1	2	1
PC11. check the cleanliness of the machines & other work areas	4	2	1	1
PC12. Check whether any spare/raw material/ tool / yarn / any other material are thrown under the machines or in the other work areas.	4	1	2	1
PC13. Question the previous shift operator for any deviation in the above and should bring the same to the knowledge of his/ her shift superior as well that of the previous shift as well.	4	1	2	1
PC14. ensure no roller lapping in drawframe	3	1	1	1
PC15. remove the roller lapping manually if any without damaging the cots	3	1	1	1
PC16. ensure the wastes collection boxes are empty while taking charge of shift	4	1	2	1
PC17. ensure the work spot is clean	3	1	1	1
PC18. hand over the shift to the incoming shift operator in a proper manner	5	2	1	2
PC19. ensure in providing the details regarding count produced, color coding followed in the drawframe for his allocated number of machines	4	1	2	1
PC20. provide all relevant information regarding the count produced, damaged machine parts if any	4	1	1	2
PC21. get clearance from the incoming counterpart before leaving the work spot	3	1	1	1
PC22. report to his/ her shift superiors as well as that of the incoming shift operator in case his/ her counterpart doesn't report for the incoming shift	3	1	1	1
PC23. ensure the shift has to be properly handed over to the incoming	3	1	1	1

Assessment criteria

	shift operator					
	PC24. report to his/ her shift superior about the quality / production / safety issues/ any other issue faced in his/her shift and should leave the department only after getting concurrence for the same from his/ her superiors		5	2	1	2
	PC25. collect the wastes from waste collection bags, weigh them and transport to storage area		3	1	1	1
	PC26. ensure the work spot is clean		3	1	1	1
	Total		100	33	36	31
	Weight age %			33%	36%	31%
2. TSC/N1502 (Operating the drawframe machine)	PC1. start the machine	200	5	2	1	2
	PC2. operate the control switches for starting and stopping the drawframe		5	2	1	2
	PC3. follow the different signal lamps used in machines		4	1	2	1
	PC4. ensure proper functioning of machine by verifying in the display panel		4	1	2	1
	PC5. check whether the sliver fed in the creel in drawing machine		4	2	1	1
	PC6. piece the sliver during breakage		5	2	3	0
	PC7. doff the full sliver can		5	2	3	0
	PC8. view the display panel and identify the reasons for machine stoppages if any		4	2	1	1
	PC9. ensure the drawframe is running in the set speed by viewing the display panel		5	2	2	1
	PC10. ensure the working area is clean		4	1	2	1
	PC11. ensure proper functioning of machine		4	1	2	1
	PC12. ensure the sliver produced is free from surface damages		4	1	2	1
	PC13. clean the wastes around the machine		5	2	2	1
	PC14. segregate the wastes collected and deposit at the waste bins		5	2	2	1

Assessment criteria

PC15. remove the defect in slivers	5	2	2	1
PC16. support the mechanic while carryout cleaning maintenance activities	5	2	2	1
PC17. use proper tools for cleaning	5	2	2	1
PC18. carryout cleaning activities in creeling zone, drafting zone, and delivery zone	4	1	2	1
PC19. clean the drafting zone twice a shift and remove cotton sticking in the rollers, bearings etc	5	2	2	1
PC20. remove the pneumafil waste periodically and check for any good cotton in the waste	5	2	2	1
PC21. ensure safety while carrying out cleaning	4	1	2	1
PC22. ensure the wastes collected are deposited in the respective waste box	5	2	2	1
PC23. ensure drawing area is clean	3	1	1	1
PC24. ensure the sliver is uniformly reeled and fed	4	1	2	1
PC25. support the fitter for carrying out maintenance activities	4	2	2	0
PC26. Ensure the draft variation on CV% is within the limits and if it's abnormal report it to superiors.	4	2	1	1
PC27. interchange top cots as per the schedule displayed in the machine	4	1	2	1
PC28. attend roller lapping, chocking of sliver and ensure minimum waste	5	2	2	1
PC29. carry out wheel changes/ count changes as per supervisor's/shift officer's instructions	5	2	2	1
PC30. ensure proper functioning of auto leveler in drawframe	4	1	2	1
PC31. ensure roller lapping doesn't happen frequently	3	1	1	1
PC32. release the pressure on top rollers when the machine is to be stopped for longer duration	3	1	1	1
PC33. Inform superiors immediately if the sliver monitor alarm occurs in the machine.	4	1	2	1

Assessment criteria

	PC34. inform the supervisor and maintenance in charge in case of a jam		5	2	2	1
	PC35. report to the superiors and support him for carrying out maintenance activities in case of any break-downs,		4	1	2	1
	PC36. support the fitter during minor breakdown		4	1	2	1
	PC37. ensure proper material handling of sliver, sliver can and empty can		5	2	2	1
	PC38. ensure using proper material handling of tools and equipments		4	1	2	1
	PC39. ensure safety while operating the drawframe machine		5	2	2	1
	PC40. ensure safety while using gadgets like caps, masks and shoes and verifying the safety stop motions		4	1	2	1
	PC41. ensure the sliver produced is free from outside damages		4	1	2	1
	PC42. inform superiors immediately, if any break down or fault in the machine is noticed		5	2	1	2
	PC43. ensure the proper functioning of signal lamps		3	1	1	1
	PC44. ensure that machine is working properly, if any deviations inform superiors immediately		4	1	1	2
	PC45. collect the reusable wastes and weigh them at shift end and place them in specified area		4	1	2	1
	PC46. provide all relevant information's of the current working process to the next shift operator before relieving		5	2	0	3
	Total		200	70	81	49
	Weight age %			35%	41%	25%
3.						
TSC/N1503(Carry out creeling, piecing and doffing activities)	PC1. understand the mixings, hanks and the color codification used	150	5	1	1	3
	PC2. ensure the correct hank of slivers cans are taken for creeling		5	1	2	2
	PC3. following proper color coding of		3	1	1	1

Assessment criteria

	sliver cans				
	PC4. creeling the required number of cans and drawing the sliver forward	4	1	2	1
	PC5. ensure proper creeling procedure is followed for creeling the slivers	4	1	2	1
	PC6. Ensure the slivers are passed through all guide rollers and stop motions.	5	2	2	1
	PC7. ensure proper material handling of slivers and sliver cans	4	1	2	1
	PC8. identify whether the machine stoppage by viewing the signal lamps and in display panel	3	1	1	1
	PC9. identify the reasons for machine stoppage	4	1	2	1
	PC10. ensure minimum time is taken for attending the sliver breakage	4	1	2	1
	PC11. open the calendaring zone	3	1	1	1
	PC12. collect and condense through the calendaring rollers and triumphet for sliver formation	4	1	2	1
	PC14. draw the sliver through the conveyor rollers and pass it through the coiler rollers in delivery zone into the sliver can	5	2	2	1
	PC15. ensure proper functioning of machine post piecing	4	1	2	1
	PC16. collect the wastes collected during piecing and store the waste at respective waste box	4	1	2	1
	PC17. segregate the reusable wastes and weigh and record them in a register	4	1	2	1
	PC18. transfer the reusable wastes to drawframe/ storage area	4	1	2	1
	PC19. ensure standard piecing procedure is adopted and quality of piecing is as per standards	5	2	2	1
	PC20. ensure minimum time is taken for piecing the sliver	5	2	2	1
	PC21. ensure safety while carrying out piecing activity	4	1	2	1

Assessment criteria

	PC22. verify the quality of piecing done in the sliver		5	2	2	1
	PC23. ensure sliver tension in the creeling section is appropriate		5	2	2	1
	PC24. ensure proper functioning of the machine		4	1	2	1
	PC25. collect the empty cans from combing preparatory or carding department for feeding the empty cans		4	1	2	1
	PC26. keep the can castors clean before feeding		3	1	1	1
	PC27. to ensure whether the sliver can is ready for doffing by viewing the details in display panel		4	1	2	1
	PC28. keep the required number of empty cans near doff zone for automatic can change		5	2	2	1
	PC29. keep the empty sliver can near the doffing machine in manual doffing		5	2	2	1
	PC30. doff the full sliver can in case of manual doffing		4	1	2	1
	PC31. ensure proper doffing procedure is followed		4	1	2	1
	PC32. ensure doffing is carried out properly in auto doffing		4	1	2	1
	PC33. move the sliver can produced to storage area		3	1	1	1
	PC34. ensure proper functioning of drawframe post doffing		5	2	2	1
	PC35. ensure proper material handling of sliver, sliver can and empty can		4	1	2	1
	PC36. ensure proper material handling of tools and equipments		4	1	2	1
	PC37. care has to be taken during count change to avoid mix up of sliver / cans		4	1	2	1
	Total		150	45	66	39
	Weight age %			30%	44%	26%
4.TSC/N9001(Main taining work area, tools and machines)	PC1. handle materials, machinery, equipment and tools with care and use them in the correct way	50	4	1	2	1
	PC2. use correct lifting and handling		4	1	2	1

Assessment criteria

	procedures					
	PC3. use materials to minimize waste		3	1	1	1
	PC4. maintain a clean and hazard free working area		3	1	1	1
	PC5. maintain tools and equipment		4	2	1	1
	PC6. carry out running maintenance within agreed schedules		4	1	2	1
	PC7. carry out maintenance and/or cleaning within one's responsibility		4	1	2	1
	PC8. report unsafe equipment and other dangerous occurrences		4	1	2	1
	PC9. ensure that the correct machine guards are in place		3	1	1	1
	PC10. work in a comfortable position with the correct posture		3	1	1	1
	PC11. use cleaning equipment and methods appropriate for the work to be carried out		3	1	1	1
	PC12. dispose of waste safely in the designated location		4	1	2	1
	PC13. store cleaning equipment safely after use		3	1	1	1
	PC14. carry out cleaning according to schedules and limits of responsibility		4	1	2	1
	Total		50	15	21	14
	Weight age %			30%	42%	28%
5.TSC/N9002 (Working in a team)	PC1. be accountable to the own role in whole process	50	4	2	1	1
	PC2. perform all roles with full responsibility		4	2	1	1
	PC3. be effective and efficient at workplace		4	1	2	1
	PC4. properly communicate about company policies		4	1	1	2
	PC5. report all problems faced during the process		4	1	1	2
	PC6. talk politely with other team members and colleagues		4	1	1	2
	PC7. submit daily report of own performance		5	2	2	1

Assessment criteria

	PC8. adjust in different work situations		3	1	1	1
	PC9. give due importance to others' point of view		3	1	1	1
	PC10. avoid conflicting situations		3	1	1	1
	PC11. collaborate with colleagues performing the pre-required and post-required duty of ring frame tenter		4	2	1	1
	PC12. develop new ideas for work procedures		4	1	2	1
	PC13. improve upon the existing techniques to increase process efficiency		4	1	2	1
	Total		50	17	17	16
	Weight age %			34%	34%	32%
6.TSC/N9003 (Maintain health, safety and security at work place)	PC1. comply with health and safety related instructions applicable to the workplace	100	5	2	2	1
	PC2. use and maintain personal protective equipment such as “ ear plug” “ nose mask “ “ head cap” etc., as per protocol		5	2	2	1
	PC3. carry out own activities in line with approved guidelines and procedures		4	2	1	1
	PC4. maintain a healthy lifestyle and guard against dependency on intoxicants		4	2	1	1
	PC5. follow environment management system related procedures		4	2	1	1
	PC6. identify and correct (if possible) malfunctions in machinery and equipment		5	2	2	1
	PC7. report any service malfunctions that cannot be rectified		4	2	1	1
	PC8. store materials and equipment in line with organizational requirements		4	1	2	1
	PC9. safely handle and remove waste		4	1	2	1
	PC10. minimize health and safety risks to self and others due to own actions		5	2	2	1
	PC11. seek clarifications, from supervisors or other authorized		4	2	0	2

Assessment criteria

	personnel in case of perceived risks					
	PC12. monitor the workplace and work processes for potential risks and threat		5	2	2	1
	PC13. carry out periodic walk-through to keep work area free from hazards and obstructions, if assigned		5	2	2	1
	PC14. report hazards and potential risks/ threats to supervisors or other authorized personnel		4	1	2	1
	PC15. participate in mock drills/ evacuation procedures organized at the workplace		4	2	2	0
	PC16. undertake first aid, fire-fighting and emergency response training, if asked to do so		5	2	2	1
	PC17. take action based on instructions in the event of fire, emergencies or accidents		5	2	2	1
	PC18. follow organization procedures for shutdown and evacuation when required		4	2	1	1
	PC19. identify different kinds of possible hazards (environmental, personal, ergonomic, chemical) of the industry		4	2	1	1
	PC20. recognize other possible security issues existing in the workplace		4	2	1	1
	PC21. recognize different measures to curb the hazards		4	2	1	1
	PC22. communicate the safety plan to everyone		4	2	1	1
	PC23. attach disciplinary rules with the implementation		4	2	1	1
	Total		100	43	34	23
	Weight age %			43%	34%	23%
7.TSC/N9004 (Comply with industry and organizational requirements)	PC1. perform own duties effectively	50	4	1	2	1
	PC2. take responsibility for own actions		4	1	2	1
	PC3. be accountable towards the job role and assigned duties		4	2	1	1
	PC4. take initiative and innovate the existing methods		3	1	1	1

Assessment criteria

	PC5. focus on self-learning and improvement		4	1	2	1
	PC6. co-ordinate with all the team members and colleagues		4	1	2	1
	PC7. communicate politely		4	1	1	2
	PC8. avoid conflicts and miscommunication		4	1	2	1
	PC9. know the organizational standards		4	2	1	1
	PC10. implement them in your performance		4	1	2	1
	PC11. motivate others to follow them		3	1	1	1
	PC12. know the industry standards		4	3	1	0
	PC13. align them with organisation standards		4	2	1	1
	Total		50	18	19	13
	Weight age %			36%	38%	26%
	Total		700	241	274	185
	Grand Total		700			