

QUALIFICATIONS PACK - OCCUPATIONAL STANDARDS FOR TEXTILE SECTOR

What are Occupational Standards(OS)?

- OS describe what individuals need to do, know and understand in order to carry out a particular job role or function
- OS are performance standards that individuals must achieve when carrying out functions in the workplace, together with specifications of the underpinning knowledge and understanding

Contact Us:

Textile SSC

E-mail: ceo@texskill.in



Contents

1. Introduction and Contacts.....P.1
2. Qualifications Pack.....P.2
3. Glossary of Key Terms.....P.3
4. NOS Units.....P.5

Introduction

Qualifications Pack – Jigger Machine Operator

SECTOR: TEXTILE

SUB-SECTOR: PROCESSING

OCCUPATION: DYEING & PRINTING

REFERENCE ID: TSC/ Q 5201

ALIGNED TO: NCO-2004 / 8264.68

Brief Job Description: A Jigger Machine Operator is responsible for scouring, bleaching and dyeing or any other process carried out on fabric on this machine. This job requires the individual to have thorough knowledge of process flow and material flow in a processing mill for fabric production and he should know the important functions and operations of a jigger machine.

Personal Attributes: A Jigger Machine Operator should have good eyesight, motor skills and vision. He/she should also have good interpersonal skills.

Job Details	Qualifications Pack Code	TSC/ Q 5201		
	Job Role	Jigger Machine Operator		
	Credits (NSQF)	TBD	Version number	1.0
	Sector	Textile	Drafted on	15/12/15
	Sub-sector	Processing	Last reviewed on	25/02/15
	Occupation	Dyeing & Printing	Next review date	01/03/16
Job Role	Jigger Machine Operator			
Role Description	To carry out scouring, bleaching and dyeing of fabric using a Jigger Machine, as specified under Job Order.			
NSQF level	4			
Minimum Educational Qualifications	10 th standard, preferably			
Maximum Educational Qualifications	N/A			
Training (Suggested but not mandatory)	Three to six months of training in textile processing.			
Experience	Preferably 2-3 years in textile processing			
National Occupational Standards (NOS)	<p>Compulsory:</p> <ol style="list-style-type: none"> TSC/ N5201 Taking charge of shift and handing over shift to operator TSC/ N5202 Operating the Jigger Machine TSC/ N5203 Check the quality of a sample of the processed fabric TSC/ N9001 Maintain work area, tools and machines TSC/ N9002 Working in a team TSC/ N9003 Maintain health, safety and security at workplace TSC/ N9004 Comply with industry and organizational requirement <p>Optional: Not Applicable</p>			
Performance Criteria	As described in the relevant OS units			

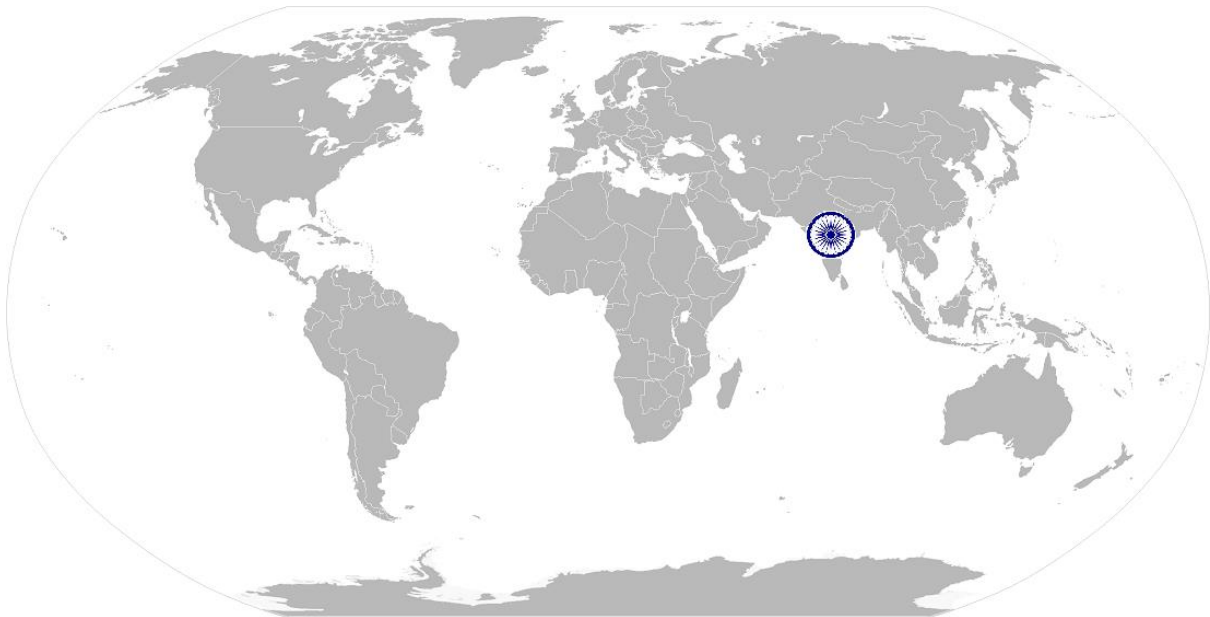
Table 1: Glossary of Key Terms

Definitions	Keywords /Terms	Description
	Sector	Sector is a conglomeration of different business operations having similar businesses and interests. It may also be defined as a distinct subset of the economy whose components share similar characteristics and interests.
	Sub-sector	Sub-sector is derived from a further breakdown based on the characteristics and interests of its components.
	Vertical	Vertical may exist within a sub-sector representing different domain areas or the client industries served by the industry.
	Occupation	Occupation is a set of job roles, which perform similar/related set of functions in an industry.
	Function	Function is an activity necessary for achieving the key purpose of the sector, occupation, or area of work, which can be carried out by a person or a group of persons. Functions are identified through functional analysis and form the basis of OS.
	Sub-functions	Sub-functions are sub-activities essential to fulfill the achieving the objectives of the function.
	Job role	Job role defines a unique set of functions that together form a unique employment opportunity in an organization.
	Occupational Standards (OS)	OS specify the standards of performance an individual must achieve when carrying out a function in the workplace, together with the knowledge and understanding they need to meet that standard consistently. Occupational Standards are applicable both in the Indian and global contexts.
	Performance Criteria	Performance Criteria are statements that together specify the standard of performance required when carrying out a task.
	National Occupational Standards (NOS)	NOS are Occupational Standards which apply uniquely in the Indian context.
	Qualifications Pack Code	Qualifications Pack Code is a unique reference code that identifies a qualifications pack.
	Qualifications Pack(QP)	Qualifications Pack comprises the set of OS, together with the educational, training and other criteria required to perform a job role. A Qualifications Pack is assigned a unique qualification pack code.
	Unit Code	Unit Code is a unique identifier for an OS unit, which can be denoted with either an 'O' or an 'N'.
Unit Title	Unit Title gives a clear overall statement about what the incumbent should be able to do.	

Description	Description gives a short summary of the unit content. This would be helpful to anyone searching on a database to verify that this is the appropriate OS they are looking for.
Scope	Scope is the set of statements specifying the range of variables that an individual may have to deal with in carrying out the function which have a critical impact on the quality of performance required.
Knowledge and Understanding	Knowledge and Understanding are statements which together specify the technical, generic, professional and organizational specific knowledge that an individual needs in order to perform to the required standard.
Organizational Context	Organizational Context includes the way the organization is structured and how it operates, including the extent of operative knowledge managers have of their relevant areas of responsibility.
Technical Knowledge	Technical Knowledge is the specific knowledge needed to accomplish specific designated responsibilities.
Core Skills/Generic Skills	Core Skills or Generic Skills are a group of skills that are key to learning and working in today's world. These skills are typically needed in any work environment. In the context of the OS, these include communication related skills that are applicable to most job roles.
Helpdesk	Helpdesk is an entity to which the customers will report their IT problems. IT Service Helpdesk Attendant is responsible for managing the helpdesk.
Keywords /Terms	Description
SSC	Sector Skill Council
OS	Occupational Standard(s)
NOS	National Occupational Standard(s)
QP	Qualifications Pack
NSQF	National Skill Qualifications Framework
NCO	National Classifications of Occupation
TBD	To Be Determined
TSC	Textile Sector Skill Council
NSDC	National Skill Development Corporation

Acronyms

National Occupational Standard



Overview

This unit is about taking charge of shift from previous shift operator and relieving the responsibilities to the next shift operator

TSC/ N5201

Taking charge of shift and handing over shift to co-operator

National Occupational Standard	Unit Code	TSC/ N5201
	Unit Title (Task)	Taking charge of shift and handing over shift to co-operator
	Description	This unit is about taking charge of shift from previous shift operator and relieving the responsibilities to the next shift operator
	Scope	This unit/task covers the following: <ul style="list-style-type: none"> ▪ taking charge of shift ▪ handing over shift
	Elements	Performance Criteria
	Taking charge of shift	to be competent, you must be able to: PC1. come at least 10 - 15 minutes earlier to the work place PC2. bring the necessary operational tools to the department PC3. meet the previous shift operator and discuss with him/ her regarding the issues faced by them with respect to the quality or production or spare or safety or any other specific instruction etc. PC4. understand the fabric being processed & process running on the machine PC5. ensure the technical details are mentioned on the job card display on the machine PC6. check for the availability of the spare trolley for unloading the fabric PC7. check the next batch to be processed is ready near the machine PC8. ensure the required dyes & chemicals are already weighed & prepared PC9. check the cleanliness of the machines & other work areas PC10. question the previous shift operator for any deviation in the above and bring the same to the knowledge of his/ her shift superior as well that of the previous shift as well.
Handing Over Shift	PC11. hand over the shift to the incoming operator in a proper manner PC12. ensure proper communication regarding fabric quality & the process running on the machine while providing the details PC13. provide all relevant information regarding the stoppages or breakdown in the machine, any damage to the fabric or machine. PC14. ensure the empty trolley is near the machine for unloading the fabric PC15. ensure the next lot to be processed, which is already stitched & arranged properly is ready near the machine PC16. ensure the required dyes & chemicals for the next lot or next process are weighed & prepared PC17. get clearance from the incoming counterpart before leaving the work spot PC18. report to his/ her shift superiors as well as that of the incoming shift operator in case his/ her counterpart doesn't report for the incoming shift PC19. ensure the shift has to be properly handed over to the incoming shift operator PC20. report to his/ her shift superior about the quality / production / safety issues/ any other issue faced in his/ her shift and leave the department only after getting concurrence for the same from his/ her superiors PC21. collect the wastes from waste collection bags, weigh them and transport to storage area	

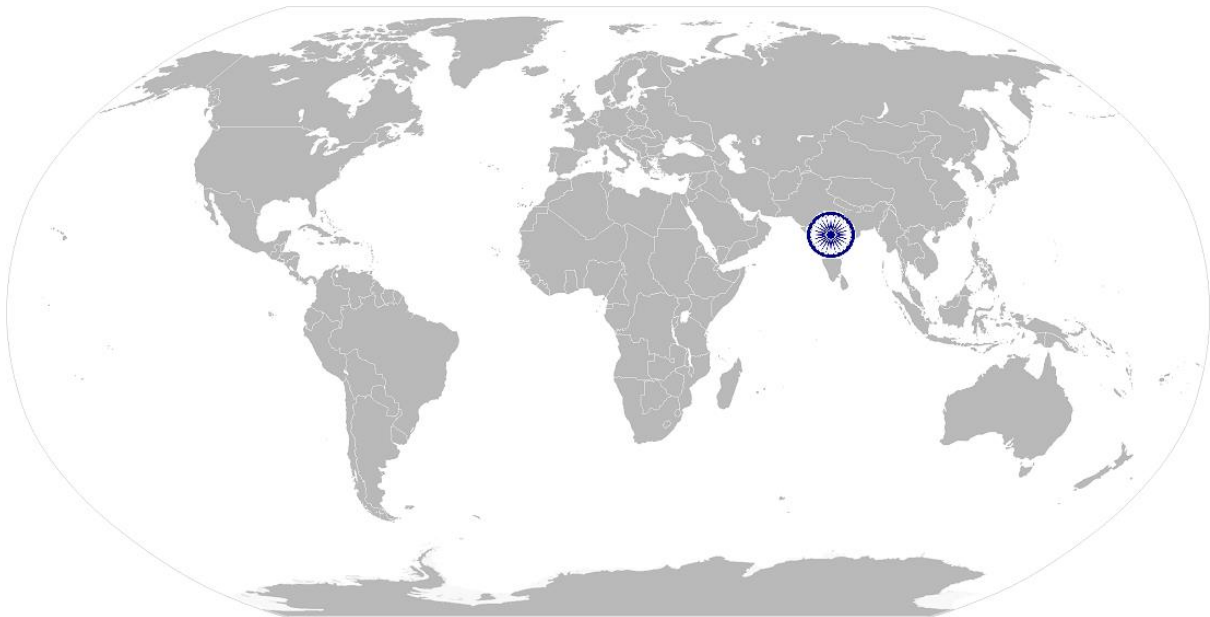
TSC/ N5201 Taking charge of shift and handing over shift to co-operator

	PC22. ensure the machine and its work place is clean
Knowledge and Understanding (K)	
A. Organizational Context (Knowledge of the company/ organization and its processes)	<p>you need to know and understand:</p> <p>KA1. standard operating procedure (SOP) and regulations in a processing unit</p> <p>KA2. safe working practices to be adopted in processing unit</p> <p>KA3. quality systems and other processes practiced in the processing unit</p> <p>KA4. reporting to the supervisor or higher authority in case of emergency</p> <p>KA5. color coding adopted for different counts in the processing unit</p>
B. Technical Knowledge	<p>You need to know and understand:</p> <p>KB1. the importance of quality & productivity</p> <p>KB2. various defects in the fabric due to yarn, weaving or processing</p> <p>KB3. reasons for various defects in the fabric due to processing & their remedy</p> <p>KB4. process flow in a processing unit</p> <p>KB5. material flow in a processing unit</p> <p>KB6. functions of various controls of the machine</p> <p>KB7. importance of material handling and types of material handling equipment being used</p> <p>KB8. importance of cleanliness at workplace</p> <p>KB9. functions and methodology for operating different material handling equipment</p> <p>KB10. the functions of various alarm signals</p> <p>KB11. guidelines for operating the machine</p> <p>KB12. guidelines for taking charge of shift from previous shift operator</p> <p>KB13. guidelines for handing over the shift to the next shift operator</p> <p>KB14. safety procedures to be followed while operating the machine</p>
Skills (S)	
A. Core Skills/ Generic Skills	Writing Skills
	You need to know and understand how to: SA1. write clear and short sentences
	Reading Skills
	You need to know and understand how to: SA2. read and comprehend written instructions
B. Professional Skills	Oral Communication (Listening and Speaking skills)
	You need to know and understand how to: SA3. communicate with supervisor appropriately SA4. talk to others to convey information effectively
	Problem Solving
	You need to know and understand how to: SB1. apply problem-solving approaches in different situations SB2. refer anomalies to the supervisor SB3. seek clarification on problems from others
B. Professional Skills	Attention to Detail
	You need to know and understand how to: SB4. apply good attention to detail SB5. check your work is complete and free from errors

TSC/ N5201

Taking charge of shift and handing over shift to co-operator

C. Technical Skills	You need to know and understand: SC1. operation of machine SC2. how to operate various valve & traps SC3. how to operate different material handling tools and equipment SC4. how to check the quality of processed fabric SC5. maintenance of cleanliness at work place
----------------------------	---

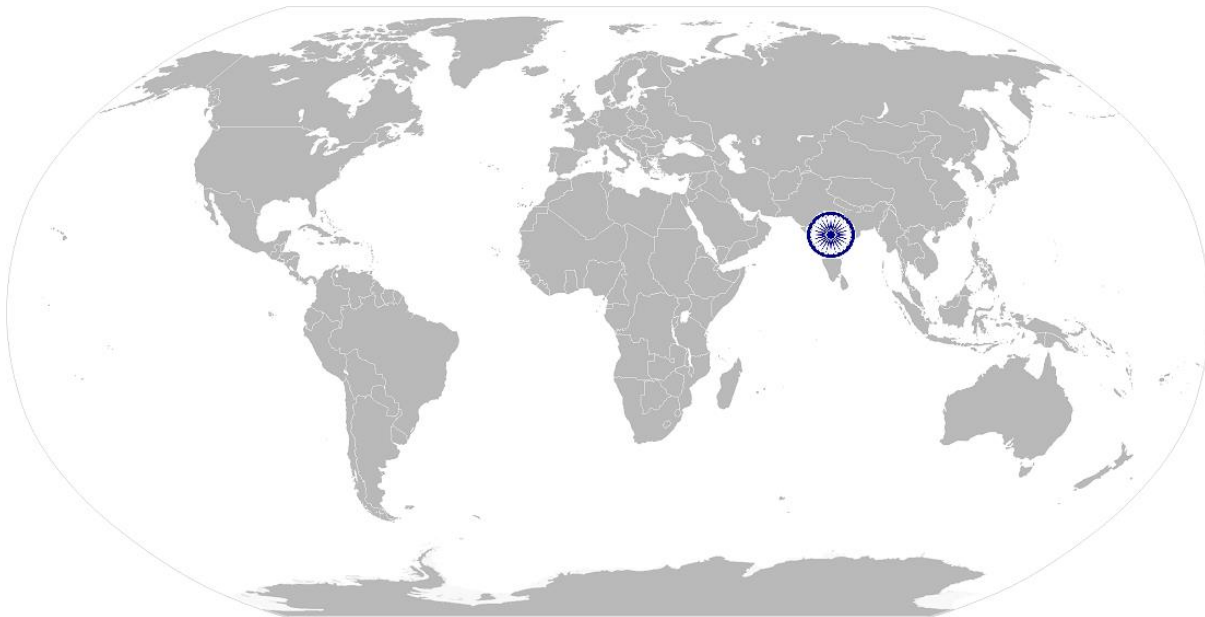


TSC/ N5201

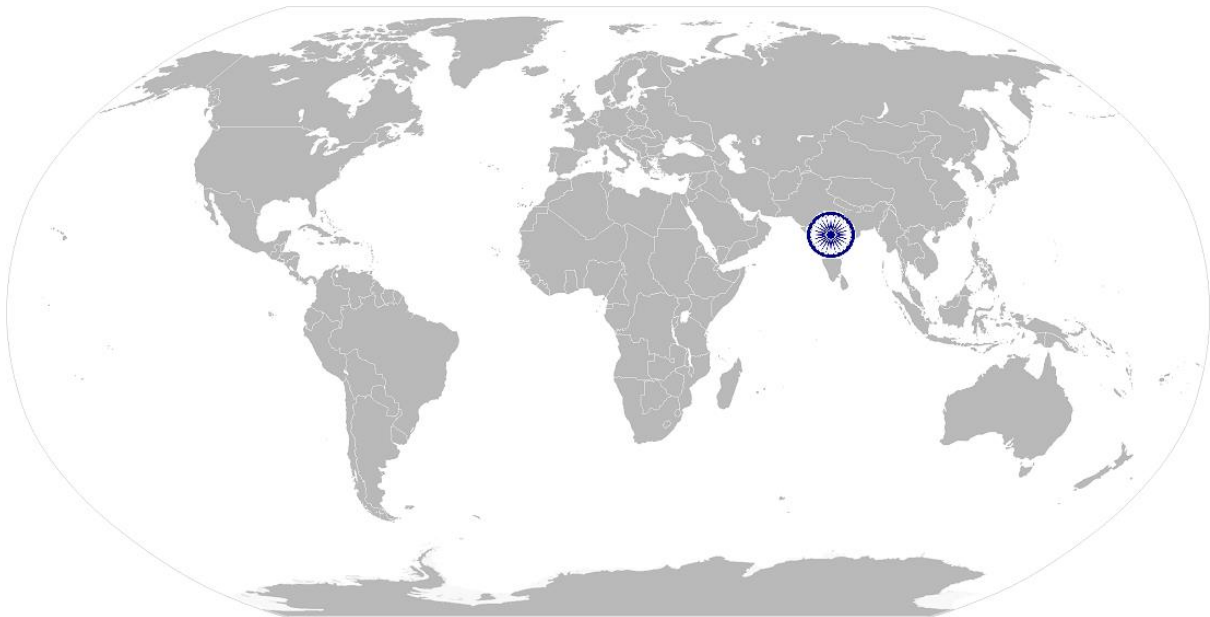
Taking charge of shift and handing over shift to co-operator

NOS Version Control

NOS Code		TSC/ N5201	
Credits (NSQF)	TBD	Version number	1.0
Industry	Textile	Drafted on	15/12/15
Industry Sub-sector	Processing	Last reviewed on	25/02/15
Occupation	Dyeing & Printing	Next review date	01/03/16



National Occupational Standard



Overview

This unit is about operating the Jigger Machine

TSC/ N5202

Operating Jigger Machine

Unit Code	TSC/ N5202
Unit Title (Task)	Operating the Jigger Machine
Description	This unit is about operating the Jigger Machine
Scope	<p>This unit/task covers the following:</p> <ul style="list-style-type: none"> ▪ carry out preparatory activities for operations in the machine ▪ operate the machine for the specified task as per work order ▪ clean the machine & carryout preventive maintenance activities
Performance Criteria (PC) w.r.t. the Scope	
Elements	Performance Criteria
Carry out preparatory activities for operations in the machine	<p>To be competent, you must be able to:</p> <p>PC1. understand the task mentioned in the work order</p> <p>PC2. ensure that the machine is empty & clean</p> <p>PC3. load the fabric from the batch/trolley in the center of the machine</p> <p>PC4. ensure fabric is crease-less and evenly fed onto the machine</p> <p>PC5. prepare the chemical/dye-stuff required</p> <p>PC6. inject the chemical in the machine tank/dispenser</p>
Operate the machine for specified tasks as per Work Order	<p>PC7. know the operations of the machine & the plc programs</p> <p>PC8. read & understand the process being followed to do the task</p> <p>PC9. check the ph, temp & other parameters during the process</p> <p>PC10. maintain even temp across the width of machine</p> <p>PC11. maintain even & minimum tension on the fabric</p> <p>PC12. drain the machine once sample is approved</p> <p>PC13. unload the fabric from the machine after completion of the process</p>
Clean the machine on a regular basis and carryout preventive maintenance activities	<p>PC14. make sure the machine is kept clean at all times ,before loading, while running & after unloading the fabric</p> <p>PC15. follow the preventive maintenance schedule & ensure the machine is running smoothly</p> <p>PC16. check that all controls are functioning properly</p> <p>PC17. ensure the right quality of water , steam & air is available for proper functioning of machine</p> <p>PC18. cool down the machine after completion of job</p>
Knowledge and Understanding (K)	
A. Organizational Context (Knowledge of the company/ organization and its processes)	<p>You need to know and understand:</p> <p>KA1. standard operating procedure (SOP) and regulations in processing unit</p> <p>KA2. procedure followed to get the final output in processing unit</p> <p>KA3. safe working practices to be adopted in processing unit</p> <p>KA4. how to report to the supervisor or higher authority about any grievances faced</p>
B. Technical Knowledge	<p>You need to know and understand:</p> <p>KB1. importance of discipline & punctuality</p> <p>KB2. importance of take over & handover in achieving quality & productivity</p> <p>KB3. uneven or patchy dyeing, stoppage marks, csv, crease marks, colour specks etc.</p> <p>KB4. types of fiber, yarn and fabric</p>

TSC/ N5202

Operating Jigger Machine

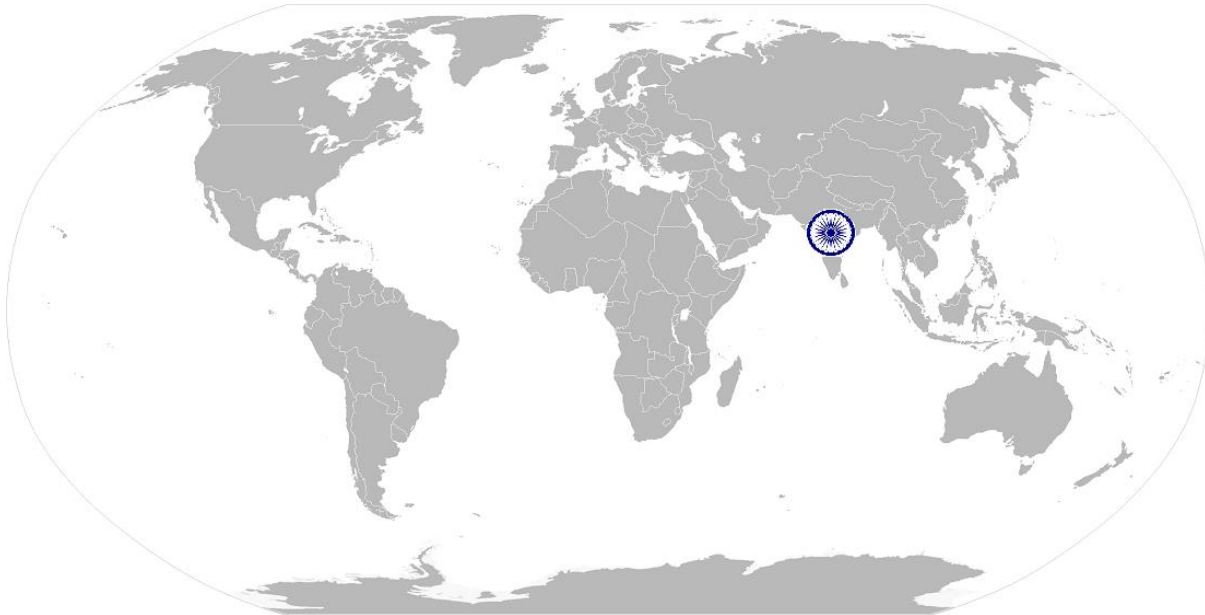
	<p>KB5. process of scouring, bleaching & dyeing KB6. functioning of various control of machine KB7. knowledge about various controls of machine KB8. knowledge about the operations & functions of jigger dyeing machine KB9. knowledge about injection / dosing according to the depth of the shade KB10. understanding of various processes KB11. functions and methodology for operating different material handling equipments KB12. understanding the functions of different signal lamps KB13. use of various checking tools such as thermometer, ph paper etc. KB14. proper circulation of liquor either manually or by pump KB15. adjusting of brake drums KB16. spare the machine when it's due for maintenance KB17. controls functions of machine KB18. requirement of water, steam & air pressure for functioning of various operations</p>
Skills (S)	
<p>A. Core Skills/ Generic Skills</p>	<p>Reading Skills You need to know and understand how to: SA1. comprehend written instructions SA2. read any application sent by other colleagues</p> <p>Oral Communication (Listening and Speaking skills) You need to know and understand how to: SA3. communicate in basic language orally SA4. communicate with supervisor appropriately SA5. talk to others to convey information effectively</p>
<p>C. Professional Skills</p>	<p>Problem Solving You need to know and understand how to: SB1. identify the real reason of problem faced SB2. apply problem-solving approaches in different situations SB3. refer anomalies to the supervisor SB4. seek clarification on problems from others</p> <p>Attention to Detail You need to know and understand how to: SB5. apply good attention to detail SB6. check your work is complete and free from errors SB7. make sure every kind of communication is error free</p>
<p>D. Technical Skills</p>	<p>You need to know and understand :</p> <p>SC1. the various faults & their correction during operating SC2. use the correct tools for cleaning the machine SC3. use of proper cleaning tools SC4. Effective communication SC5. apply leadership skills wherever required SC6. take initiative at the right place SC7. the requirement of operation</p>

TSC/ N5202

Operating Jigger Machine

NOS Version Control

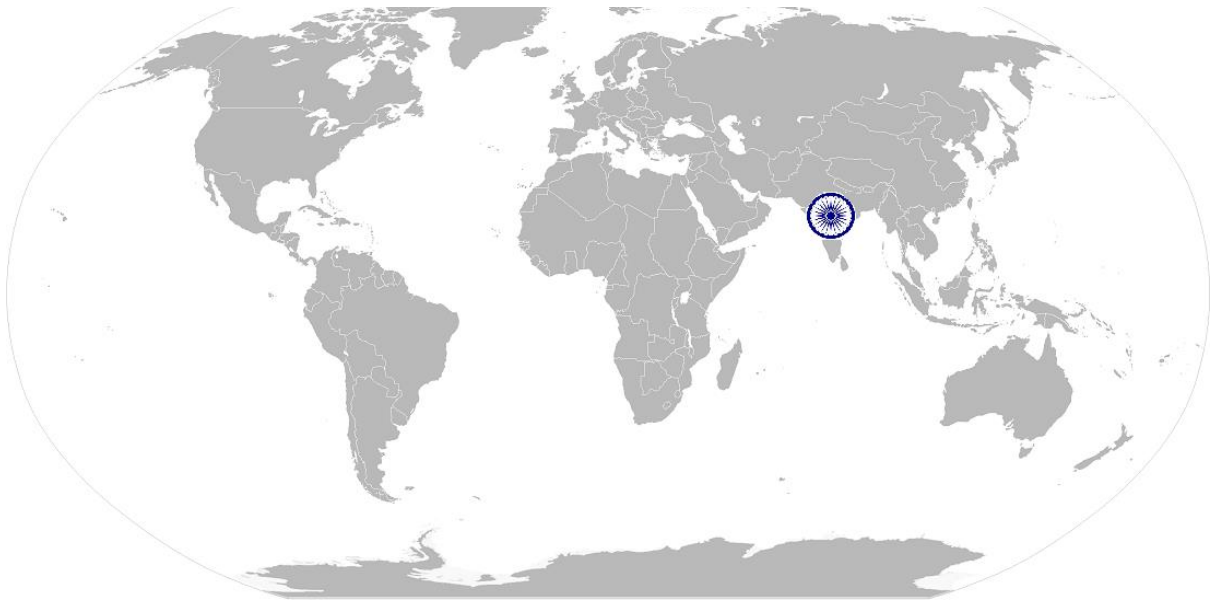
NOS Code	TSC/ N5202		
Credits (NSQF)	TBD	Version number	1.0
Industry	Textile	Drafted on	15/12/15
Industry Sub-sector	Processing	Last reviewed on	25/02/15
Occupation	Dyeing & Printing	Next review date	01/03/16



TSC/ N 5203

Check the quality of a sample of the processed fabric

National Occupational Standard



Overview

This unit is about cutting, developing & checking the sample


TSC/ N 5203

Check the quality of a sample of the processed fabric

National Occupational Standard	Unit Code	TSC/ N5203
	Unit Title (Task)	Check the quality of a sample of the processed fabric
	Description	This unit is about cutting, developing & checking the sample
	Scope	<p>This unit/task covers the following:</p> <ul style="list-style-type: none"> ▪ cutting the sample after specified time /no. of turns ▪ developing ,soaping, washing & drying the sample ▪ comparing the sample with the standard
	Performance Criteria (PC) w.r.t. the Scope	
	Elements	Performance Criteria
	Cutting the sample after specified time/ no. of turns	<p>To be competent, you must be able to:</p> <p>PC1. cut sample as per the time / no. of turn mentioned in the work order to avoid any delay</p> <p>PC2. cut proper size of the sample</p> <p>PC3. cut the sample from same place every time</p> <p>PC4. clean hands or cutting tools to avoid soiling of the sample</p>
	Developing , soaping, washing & drying the sample	<p>PC5. develop techniques for various types of dyestuffs used in the process such as direct, reactive, vat, sulphur etc.</p> <p>PC6. manage soaping chemical, temp & no. of soaping/ washings for different dyestuff</p> <p>PC7. manage method, temp & place of drying of the cut sample</p>
	Comparing the sample with the standard	<p>PC8. compare the sample with the standard attached to the work order or in the master file</p> <p>PC9. take the sample to your supervisor if the sample is not matching to the standard for decision</p>
	Knowledge and Understanding (K)	
A. Organizational Context (Knowledge of the company/ organization and its processes)	<p>You need to know and understand:</p> <p>KA1. procedure followed to get the final output in processing unit</p> <p>KA2. standard operating procedure (SOP) and regulations in processing unit</p> <p>KA3. safe working practices to be adopted in processing unit</p> <p>KA4. how to report to the supervisor or higher authority about any grievances faced</p>	
B. Technical Knowledge	<p>You need to know and understand:</p> <p>KB1. various dyestuffs used & the time or no. of turns required for exhaustion/ fixation of color.</p> <p>KB2. effect of chemicals/ detergents , time & temp of soaping /washing on the dyed fabric</p> <p>KB3. sample should neither be too small or too big</p> <p>KB4. sample to be cut from the middle of the batch</p> <p>KB5. use of proper cutting tools such as scissor, knife etc.</p> <p>KB6. dry the sample in clean & dust free place at specified temp without soiling</p> <p>KB7. necessity of good eye sight & shouldn't be colour blind</p> <p>KB8. how to take the sample to the supervisor immediately to avoid waste of time & production loss</p>	

TSC/ N 5203

Check the quality of a sample of the processed fabric

Skills (S)	
	Reading Skills
	You need to know and understand how to: SA1. comprehend written instructions SA2. read any application sent by other colleagues
	Oral Communication (Listening and Speaking skills)
	You need to know and understand how to: SA3. communicate with supervisor appropriately SA4. talk to others to convey information effectively
C. Professional Skills	Problem Solving
	You need to know and understand how to: SB1. identify the real reason of problem faced SB2. apply problem-solving approaches in different situations SB3. refer anomalies to the supervisor SB4. seek clarification on problems from others
	Attention to Detail
	You need to know and understand how to: SB5. apply good attention to detail SB6. check your work is complete and free from errors SB7. make sure every kind of communication is error free
D. Technical Skills	You need to know and understand :  SC1. methods and chemicals used for developing different types of dyestuffs SC2. good matching skills & knowledge about the finished fabric

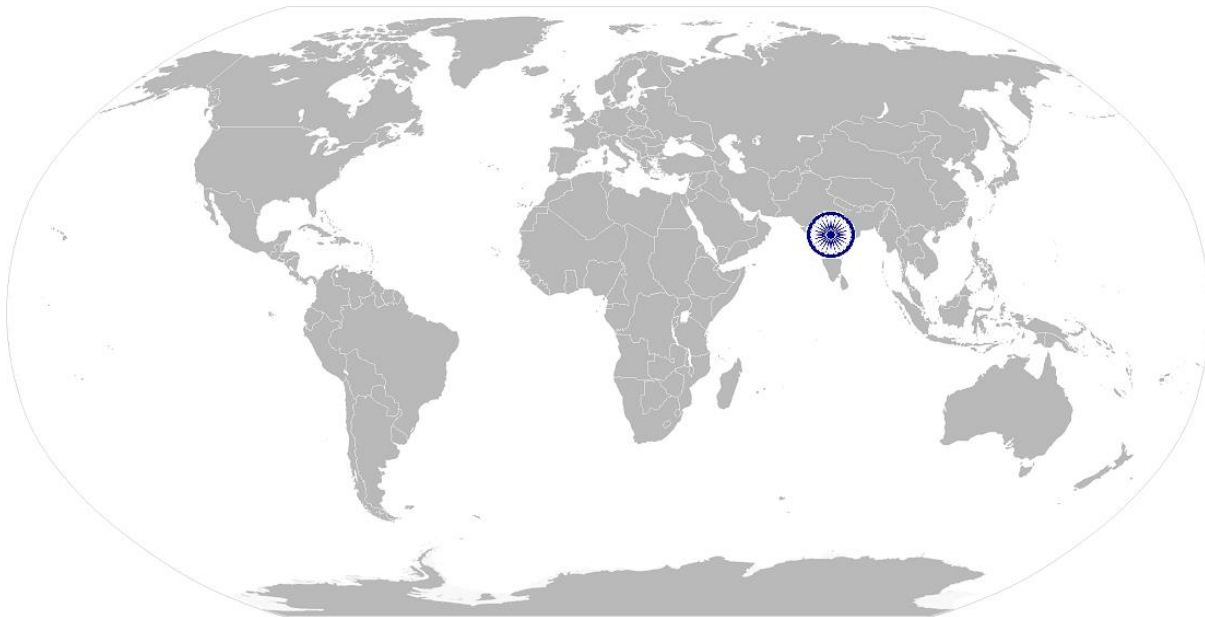


TSC/ N 5203

Check the quality of a sample of the processed fabric

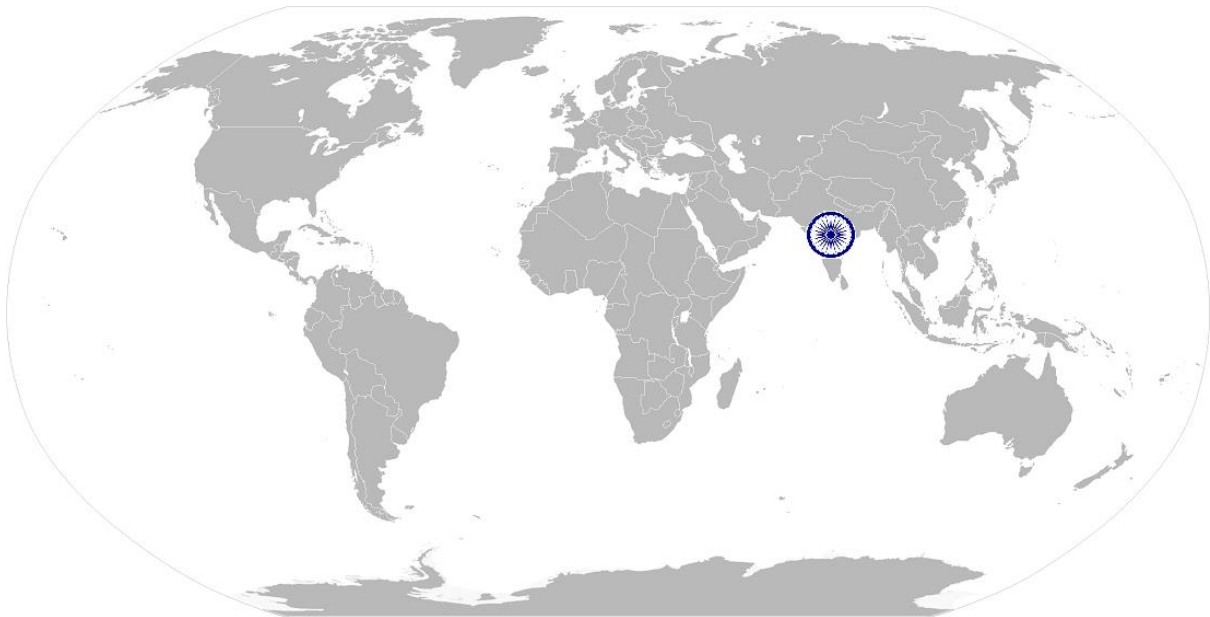
NOS Version Control

NOS Code	TSC/N 5203		
Credits (NSQF)	TBD	Version number	1.0
Industry	Textile	Drafted on	15/12/15
Industry Sub-sector	Processing	Last reviewed on	25/02/15
Occupation	Dyeing & Printing	Next review date	01/03/16



TSC/ N9001 Maintaining work area, tools and machine

National Occupational Standard



Overview

This unit is about maintaining work areas and activities to ensure tools and machines are maintained as per norms.

TSC/ N 9001

Maintaining work area, tools and machine

Unit Code	TSC/ N9001
Unit Title (Task)	Maintaining work area, tools and machines
Description	This unit provides performance criteria, knowledge & understanding and skills & abilities required to organise/ maintain work areas and activities to ensure tools and machines are maintained as per norms
Scope	<p>This unit/task covers the following:</p> <ul style="list-style-type: none"> Maintain the work area, tools and machines
Performance Criteria (PC) w.r.t. the Scope	
Elements	Performance Criteria
Maintain the work area, tools and machines	<p>To be competent, you must be able to:</p> <p>PC1. handle materials, machinery, equipment and tools with care and use them in the correct way</p> <p>PC2. use correct lifting and handling procedures</p> <p>PC3. use materials to minimize waste</p> <p>PC4. maintain a clean and hazard free working area</p> <p>PC5. maintain tools and equipment</p> <p>PC6. carry out running maintenance within agreed schedules</p> <p>PC7. carry out maintenance and/or cleaning within one's responsibility</p> <p>PC8. report unsafe equipment and other dangerous occurrences</p> <p>PC9. ensure that the correct machine guards are in place</p> <p>PC10. work in a comfortable position with the correct posture</p> <p>PC11. use cleaning equipment and methods appropriate for the work to be carried out</p> <p>PC12. dispose of waste safely in the designated location</p> <p>PC13. store cleaning equipment safely after use</p> <p>PC14. carry out cleaning according to schedules and limits of responsibility</p>
Knowledge and Understanding (K)	
A. Organizational Context (Knowledge of the company/ organization and its processes)	<p>You need to know and understand:</p> <p>KA1. personal hygiene and duty of care</p> <p>KA2. safe working practices and organisational procedures</p> <p>KA3. limits of your own responsibility</p> <p>KA4. ways of resolving problems within the work area</p> <p>KA5. the production process and the specific work activities that relate to the whole process</p> <p>KA6. the importance of effective communication with supervisors</p> <p>KA7. the lines of communication, authority and reporting procedures</p> <p>KA8. the organisation's rules, codes and guidelines (including timekeeping)</p> <p>KA9. the company's quality standards</p> <p>KA10. the importance of complying with written instructions</p> <p>KA11. equipment operating procedures / supervisor's instructions</p>
B. Technical Knowledge	<p>You need to know and understand:</p> <p>KB1. work instructions and specifications and interpret them accurately</p> <p>KB2. relation between work role and the overall manufacturing process</p>

TSC/ N 9001

Maintaining work area, tools and machine

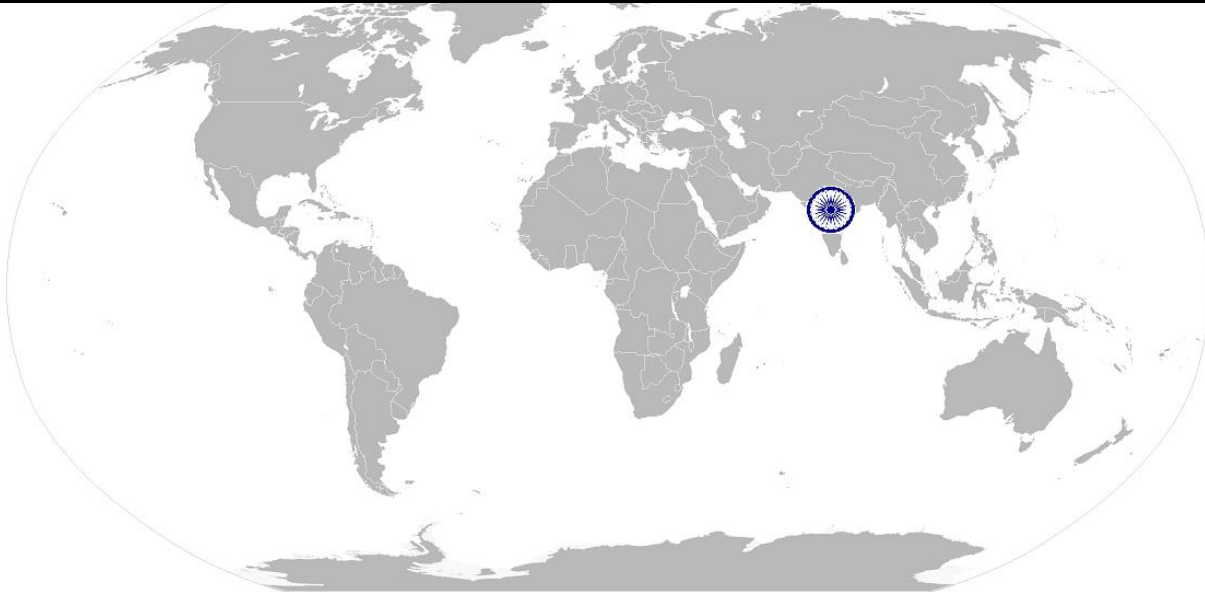
	<p>KB3. hazards likely to be encountered when conducting routine maintenance KB4. the importance of taking action when problems are identified KB5. different ways of minimising waste KB6. the importance of running maintenance and regular cleaning KB7. effects of contamination on products i.e. machine oil, dirt, foreign materials KB8. common faults with equipment and the method to rectify KB9. maintenance procedures KB10. different types of cleaning equipment and substances and their use KB11. safe working practices for cleaning and the method of carrying them out</p>
Skills (S)	
A. Core Skills/ Generic Skills	<p>Reading Skills You need to know and understand how to: SA1. comprehend written instructions SA2. read any application sent by other colleagues</p> <p>Oral Communication (Listening and Speaking skills) You need to know and understand how to: SA3. communicate with supervisor appropriately SA4. talk to others to convey information effectively</p>
B. Professional Skills	<p>Problem Solving You need to know and understand how to: SB1. identify the real reason of problem faced SB2. apply problem-solving approaches in different situations SB3. refer anomalies to the supervisor SB4. seek clarification on problems from others</p> <p>Attention to Detail You need to know and understand how to: SB5. apply good attention to detail SB6. check your work is complete and free from errors SB7. make sure every kind of communication is error free</p>
C. Technical Skills	<p>you need to know and understand :</p> <p>SC1. application of leadership skills wherever required SC2. how to take initiative at the right place SC3. the requirement to be creative</p>

TSC/ N 9001

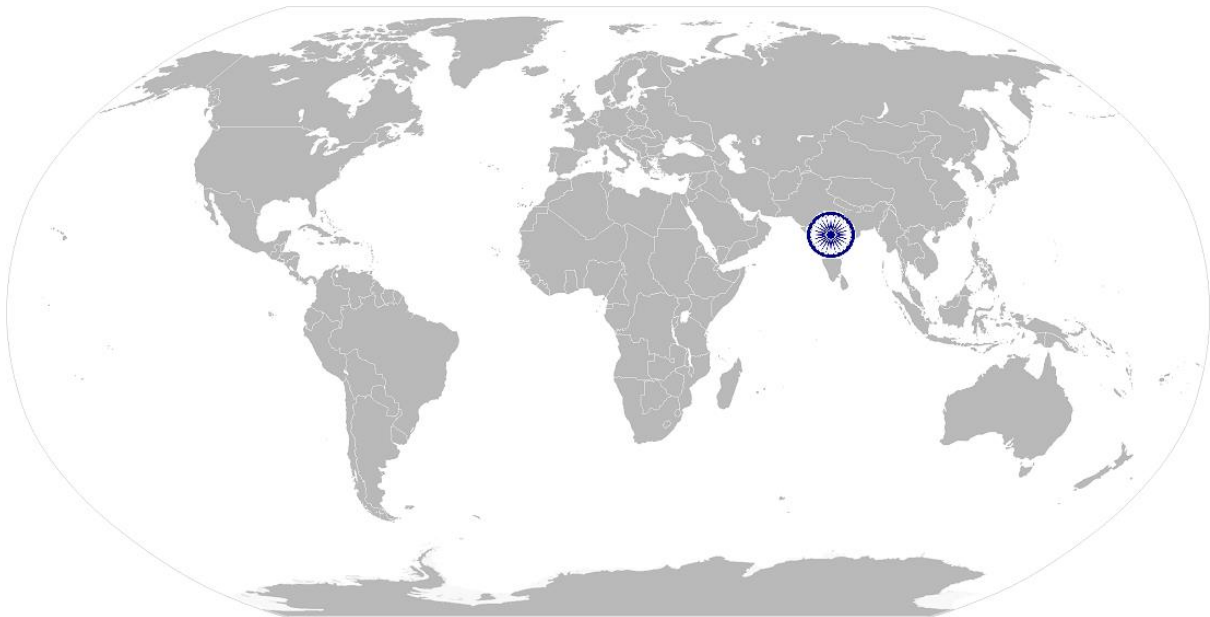
Maintaining work area, tools and machine

NOS Version Control

NOS Code	TSC/ N9001		
Credits (NSQF)	TBD	Version number	1.0
Industry	Textile	Drafted on	15/12/15
Industry Sub-sector	Knitting	Last reviewed on	25/02/15
Occupation	Dyeing & Printing	Next review date	01/03/16



National Occupational Standard



Overview

This unit is about working as part of a team in the textile industry.

TSC/ N 9002
Working in a team

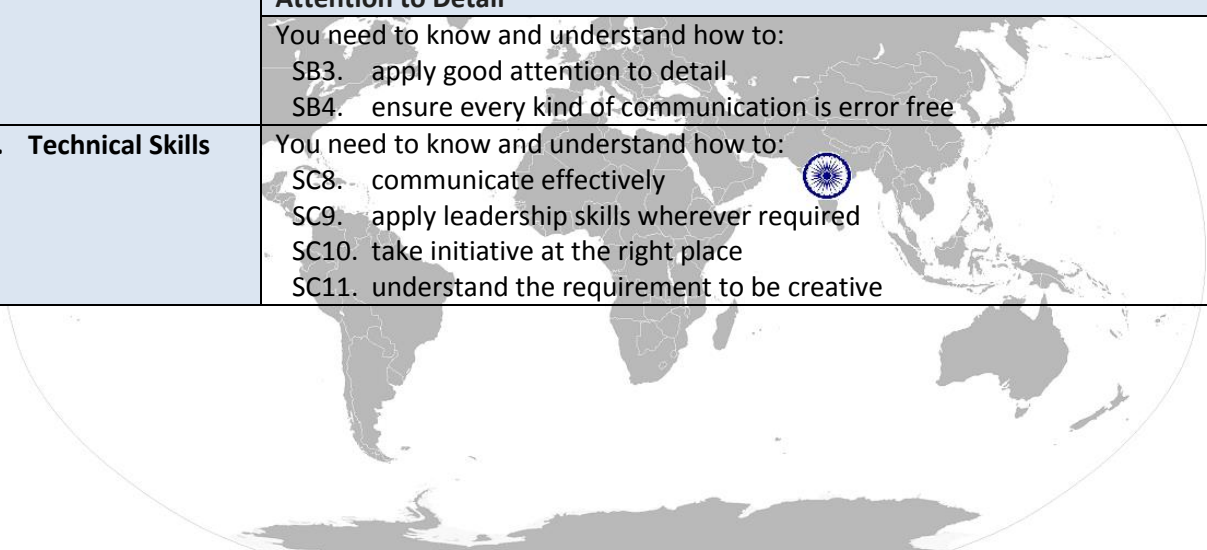
National Occupational Standard

Unit Code	TSC/ N9002
Unit Title (Task)	Working in a team
Description	This unit is about working as a team member in the role of machine in a processing unit tenter in the textile industry
Scope	This unit/task covers the following: <ul style="list-style-type: none"> ▪ Commitment and trust ▪ Communication ▪ Adaptability ▪ Creative freedom
Performance Criteria (PC) w.r.t. the Scope	
Elements	Performance Criteria
Commitment and trust	to be competent, you must be able to: PC1. be accountable to the own role in whole process PC2. perform all roles with full responsibility PC3. perform effectively and efficiently at workplace
Communication	PC4. properly communicate about company policies PC5. report all problems faced during the process PC6. talk politely with other team members and colleagues PC7. submit daily report of own performance
Adaptability	PC8. adjust in different work situations PC9. give due importance to others' point of view PC10. avoid conflicting situations PC11. collaborate with colleagues performing the pre-required and post-required duty of machine in a processing unit tenter
Creative freedom	PC12. develop new ideas for work procedures PC13. improve upon the existing techniques to increase process efficiency
Knowledge and Understanding (K)	
A. Organizational Context	You need to know and understand: KA1. standard operating procedure (SOP) and regulations in a textile mill KA2. procedure followed to get the final output in the textile mill KA3. safe working practices to be adopted in textile mill KA4. report to the supervisor or higher authority about any grievances faced
B. Technical Knowledge	You need to know and understand: KB1. the importance of the previous and next step of the process KB2. process flow in a textile mill and the concerned workers KB3. material flow in a textile mill and the required person KB4. functions of different parts of machines KB5. tools and equipments used KB6. guidelines for operating the machine KB7. safety procedures to be followed in a machine
Skills (S)	
A. Core Skills/	Writing Skills
	You need to know and understand how to:

TSC/ N 9002

Working in a team

Generic Skills	SA1. write clear and short sentences SA2. write daily work report SA3. write grievance complaint application
	Reading Skills You need to know and understand how to: SA4. comprehend written instructions SA5. read any application sent by other colleagues
	Oral Communication (Listening and Speaking skills) You need to know and understand how to: SA6. communicate with supervisor appropriately SA7. talk to co-workers to convey information effectively
	B. Professional Skills
Problem Solving	You need to know and understand how to: SB1. identify the real reason of problem faced SB2. be able to find the most effective solution to the problems faced
	Attention to Detail You need to know and understand how to: SB3. apply good attention to detail SB4. ensure every kind of communication is error free
C. Technical Skills	You need to know and understand how to: SC8. communicate effectively SC9. apply leadership skills wherever required SC10. take initiative at the right place SC11. understand the requirement to be creative

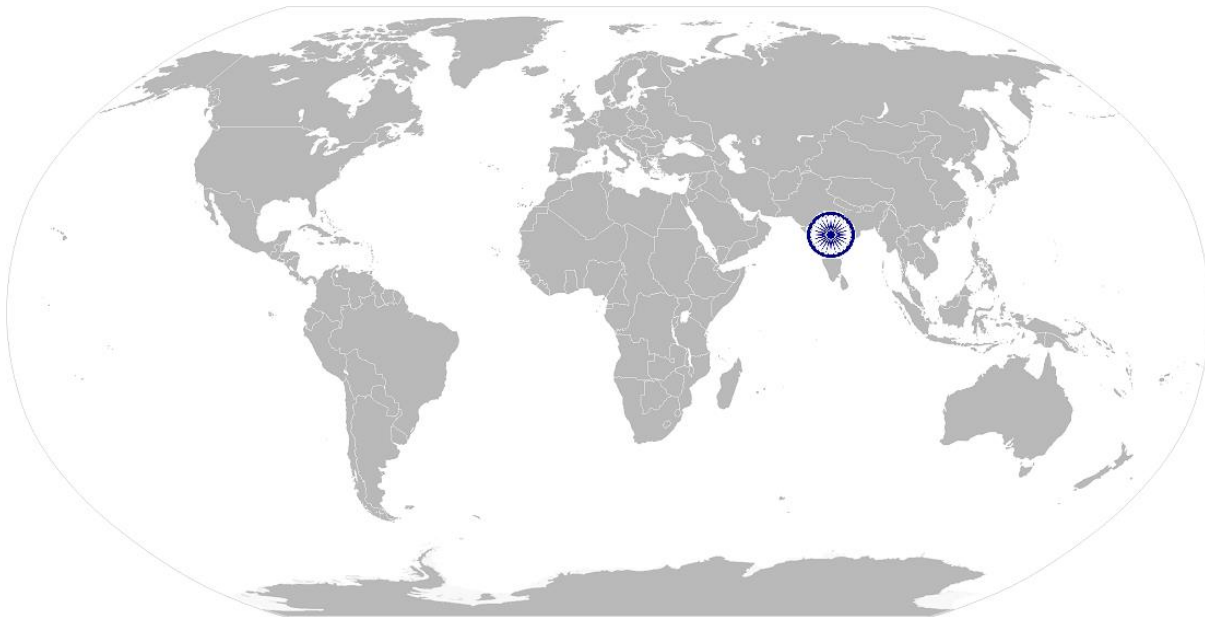


TSC/ N 9002

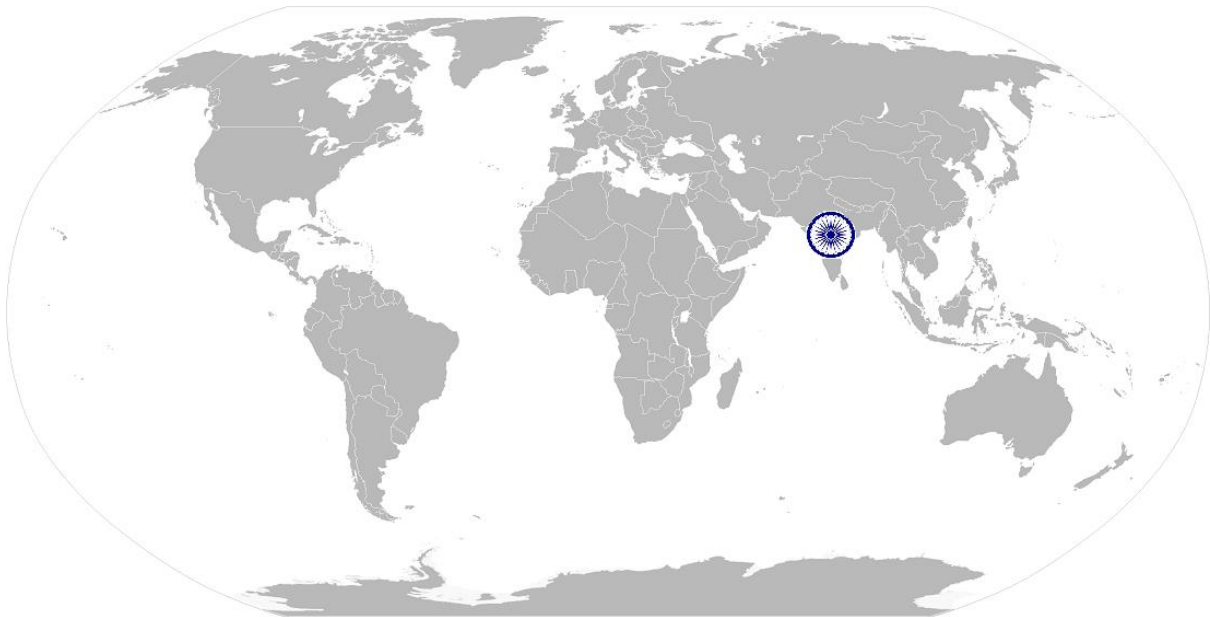
Working in a team

NOS Version Control

NOS Code	TSC/ N9002		
Credits (NSQF)	TBD	Version number	1.0
Industry	Textile	Drafted on	15/12/15
Industry Sub-sector	Knitting	Last reviewed on	25/02/15
Occupation	Dyeing & Printing	Next review date	01/03/16



National Occupational Standard



Overview

This unit is about maintaining health, safety, and security standards at workplace.

TSC/ N 9003

Maintain health, safety and security at work place

Unit Code	TSC/ N9003
Unit Title (Task)	Maintain health, safety and security at work place
Description	This unit provides performance criteria, knowledge & understanding and skills & abilities required to comply with health, safety and security requirements at the workplace and covers procedures to prevent, control and minimize risk to self and others.
Scope	<p>This unit/task covers the following:</p> <ul style="list-style-type: none"> ▪ comply with health, safety and security requirements at work ▪ recognizing the hazards ▪ planning the safety techniques ▪ implementing the programs
Performance Criteria (PC) w.r.t. the Scope	
Elements	Performance Criteria
Comply with health, Safety and security requirements at work	<p>To be competent, operator must be able to:</p> <p>PC1. comply with health and safety related instructions applicable to the workplace</p> <p>PC2. use and maintain personal protective equipment such as “ ear plug” “ nose mask “ “ head cap” etc., as per protocol</p> <p>PC3. carry out own activities in line with approved guidelines and procedures</p> <p>PC4. maintain a healthy lifestyle and guard against dependency on intoxicants</p> <p>PC5. follow environment management system related procedures</p> <p>PC6. identify and correct (if possible) malfunctions in machinery and equipment</p> <p>PC7. report any service malfunctions that cannot be rectified</p> <p>PC8. store materials and equipment in line with organisational requirements</p> <p>PC9. safely handle and remove waste</p> <p>PC10. minimize health and safety risks to self and others due to own actions</p> <p>PC11. seek clarifications, from supervisors or other authorized personnel in case of perceived risks</p> <p>PC12. monitor the workplace and work processes for potential risks and threat</p> <p>PC13. carry out periodic walk-through to keep work area free from hazards and obstructions, if assigned</p> <p>PC14. report hazards and potential risks/ threats to supervisors or other authorized personnel</p> <p>PC15. participate in mock drills/ evacuation procedures organized at the workplace</p> <p>PC16. undertake first aid, fire-fighting and emergency response training, if asked to do so</p> <p>PC17. take action based on instructions in the event of fire, emergencies or accidents</p> <p>PC18. follow organisation procedures for shutdown and evacuation when required</p>
Recognizing the hazards	<p>PC19. identify different kinds of possible hazards (environmental, personal, ergonomic, chemical) of the industry</p> <p>PC20. recognise other possible security issues existing in the workplace</p>
Planning the safety techniques	PC21. recognise different measures to curb the hazards

TSC/ N 9003

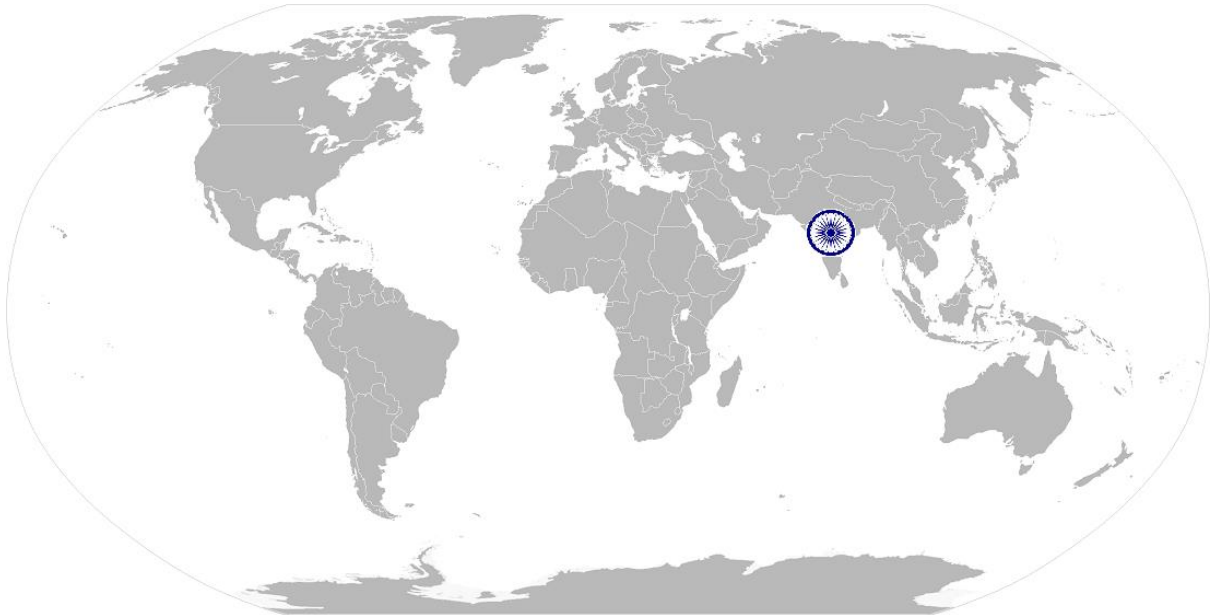
Maintain health, safety and security at work place

Implementing the programs	PC22. communicate the safety plan to everyone PC23. attach disciplinary rules with the implementation
Knowledge and Understanding (K)	
A. Organizational Context (Knowledge of the company/ organization and its processes)	You need to know and understand: KA1. standard operating procedure (SOP) and regulations in a textile mill KA2. safe working practices to be adopted in textile mill KA4. quality systems and other processes practiced in the textile mill KA5. health and safety related practices applicable at the workplace KA6. potential hazards, risks and threats based on nature of operations KA7. organizational procedures for safe handling of equipment and machine operations KA8. potential risks due to own actions and methods to minimize these KA9. environmental management system related procedures at the workplace KA10. layout of the plant and details of emergency exits, escape routes, emergency equipment and assembly points KA11. potential accidents and emergencies and response to these scenarios KA12. reporting protocol and documentation required KA13. details of personnel trained in first aid, fire-fighting and emergency response KA14. actions to take in the event of a mock drills/ evacuation procedures or actual accident, emergency or fire
B. Technical Knowledge	You need to know and understand: KB1. occupational health and safety risks and methods KB2. personal protective equipment and method of use KB3. identification, handling and storage of hazardous substances KB4. proper disposal system for waste and by-products KB5. signage related to health and safety and their meaning KB6. importance of sound health, hygiene and good habits KB7. ill-effects of alcohol, tobacco and drugs
Skills (S)	
A. Core Skills/ Generic Skills	Writing Skills
	You need to know and understand how to: SA1. write clear and short sentences
	Reading Skills
	You need to know how to: SA2. read and understand the company instructions SA3. read and understand the basic language SA4. read and understand the safety guidelines
	Oral Communication (Listening and Speaking skills)
	SA1. listen to others attentively SA2. respond to emergencies, accidents or fire at the workplace SA3. evacuate the premises and help others in need while doing so SA4. the value of physical fitness, personal hygiene and good habits SA5. talk with others politely
B. Professional Skills	Decision Making
	SB1. identify correct safety measure for particular hazard

TSC/ N 9003

Maintain health, safety and security at work place

	SB2. make required safety plans as and when required
	SB3. raise alarm in case of emergency
	Analytical Thinking
	SB4. know the use of correct safety measure whenever required
	Attention to Detail
C. Technical Skills	You need to know and understand :
	SC1. maintain neatness at work
	SC2. procedure for reporting unwanted behavior

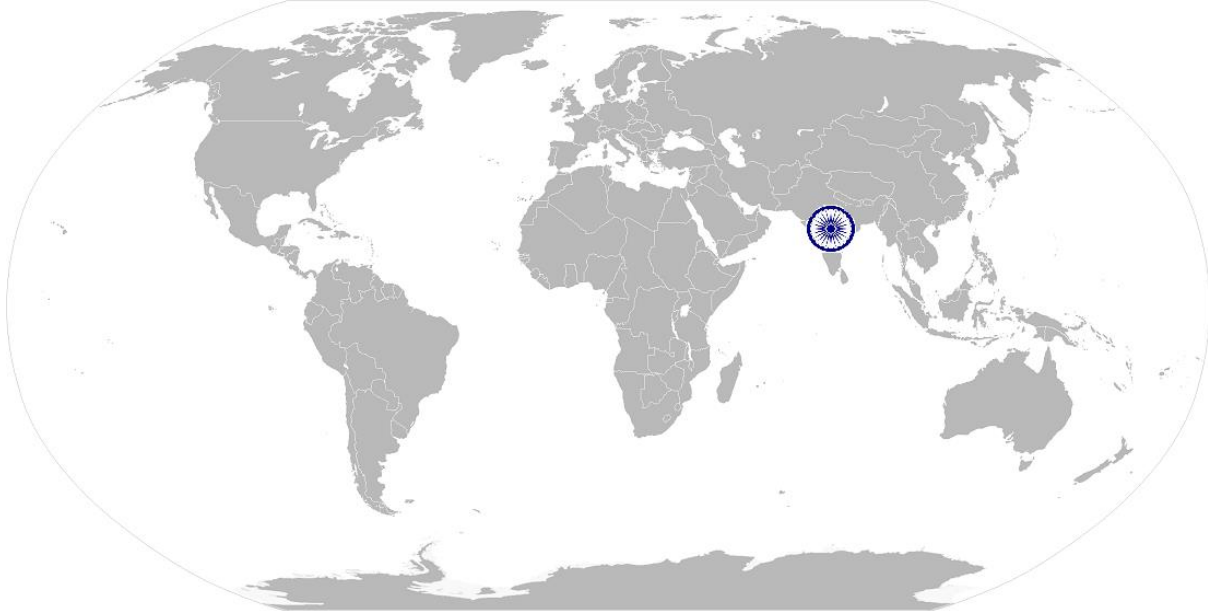


TSC/ N 9003

Maintain health, safety and security at work place

NOS Version Control

NOS Code	TSC/ N9003		
Credits (NSQF) [OPTIONAL]	TBD	Version number	1.0
Industry	Textile	Drafted on	15/12/15
Industry Sub-sector	Knitting	Last reviewed on	25/02/15
Occupation	Dyeing & Printing	Next review date	01/03/16



TSC/ N 9004

Comply with industry and organizational requirements

National Occupational Standard



Overview

This unit is about knowing, understanding, and complying with the requirements of the organization and the textile industry

TSC/ N 9004

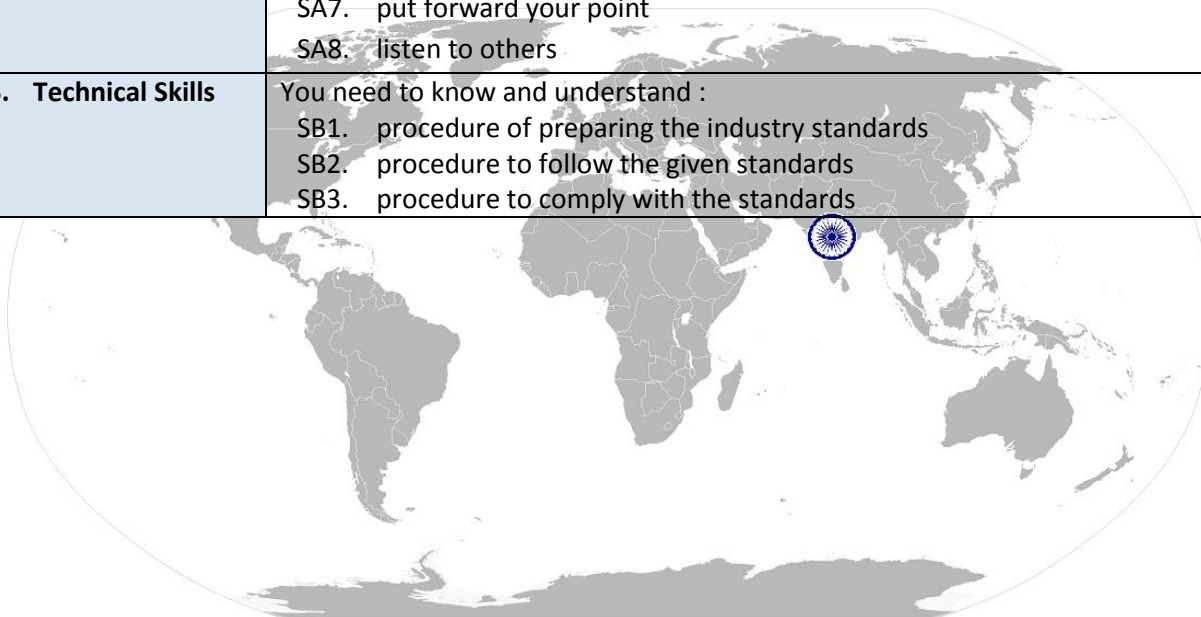
Comply with industry and organizational requirements

National Occupational Standard	Unit Code	TSC/ N9004
	Unit Title (Task)	Comply with industry and organizational requirements
	Description	This unit is about knowing, understanding, and complying with the requirements of the organization and the textile industry
	Scope	<p>This unit/task covers the following:</p> <ul style="list-style-type: none"> ▪ self development ▪ team work ▪ organizational standards ▪ industry standards
	Performance Criteria (PC) w.r.t. the Scope	
	Elements	Performance Criteria
	Self- development	<p>To be competent, you must be able to:</p> <p>PC1. perform own duties effectively</p> <p>PC2. take responsibility for own actions</p> <p>PC3. be accountable towards the job role and assigned duties</p> <p>PC4. take initiative and innovate the existing methods</p> <p>PC5. focus on self-learning and improvement</p>
	Team work	<p>PC6. co-ordinate with all the team members and colleagues</p> <p>PC7. communicate politely</p> <p>PC8. avoid conflicts and miscommunication</p>
	Organisational standards	<p>PC9. know the organisational standards</p> <p>PC10. implement them in your performance</p> <p>PC11. motivate others to follow them</p>
	Industry standards	<p>PC12. know the industry standards</p> <p>PC13. align them with organisation standards</p>
Knowledge and Understanding (K)		
A. Organizational Context (Knowledge of the company/ organization and its processes)	<p>You need to know and understand:</p> <p>KA1. standard operating procedure (SOP) and regulations in a textile mill</p> <p>KA2. report to the supervisor or higher authority</p> <p>KA3. knowledge of organisational standards</p> <p>KA4. knowledge of industry standards</p>	
B. Technical Knowledge	<p>You need to know and understand:</p> <p>KB1. process and material flow in a textile mill</p> <p>KB2. importance of complying with the standards</p> <p>KB3. guidelines for cleaning the various part of machine in</p>	
Skills (S)		

TSC/ N 9004

Comply with industry and organizational requirements

A. Core Skills/ Generic Skills	Writing Skills
	You need to know and understand how to: SA1. write reports SA2. write clear and short sentences
	Reading Skills
	You need to know and understand how to: SA3. read the basic language SA4. read one more language than the basic language SA5. read and comprehend the standards and rules
B. Technical Skills	Oral Communication (Listening and Speaking skills)
	You need to know and understand how to: SA6. talk effectively with others SA7. put forward your point SA8. listen to others
	You need to know and understand : SB1. procedure of preparing the industry standards SB2. procedure to follow the given standards SB3. procedure to comply with the standards

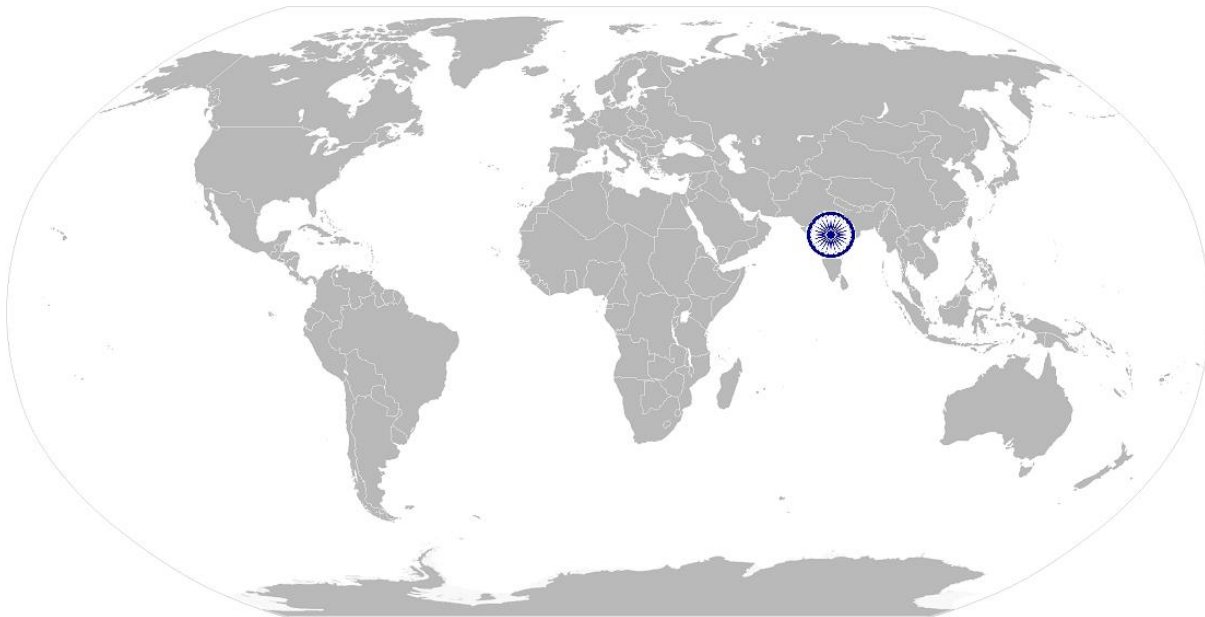


TSC/ N 9004

Comply with industry and organizational requirements

NOS Version Control

NOS Code	TSC/N 9004		
Credits (NSQF) [OPTIONAL]	TBD	Version number	1.0
Industry	Textile	Drafted on	15/12/15
Industry Sub-sector	Processing	Last reviewed on	25/02/15
Occupation	Dyeing & Printing	Next review date	01/03/16



Assessment criteria

Job Role: Jigger Machine Operator						
Qualification Pack: Jigger Machine Operator						
Sector Skill Council: Textile Sector Skill Council						
Guidelines for assessment :-						
1. Criteria for assessment for each qualification pack will be created by the Sector Skill Council. Each performance criteria (PC) will be assigned marks proportional to its importance in NOS. SSC will also lay down proportion of marks for theory & skill practical for each PC.						
2. The assessment for the theory part will be based on knowledge bank of question created by the SSC.						
3. Individual assessment agencies will create unique evaluations for skill practical for every student at each examination/training centre (as per assessment criteria below).						
4. To pass the qualification pack, every trainee should score a minimum of 80%.						
National Occupational Standards (NOS)	Performance Criteria (PC)	Total Marks	Out Of	Marks Allocation		
				Theory	Skills Practical	Viva
1. TSC/ N5201 Taking charge of shift and handing over shift to operator	PC1. come at least 10 - 15 minutes earlier to the work place	37	2	0	2	0
	PC2. bring the necessary operational tools to the department		1	0	1	0
	PC3. meet the previous shift operator and discuss with him/ her regarding the issues faced by them with respect to the quality or production or spare or safety or any other specific instruction etc.		3	1	1	1
	PC4. understand the fabric being processed & process running on the machine		2	0	1	1
	PC5. ensure the technical details are mentioned on the job card display on the machine		2	1	0	1
	PC6. check for the availability of the spare trolley for unloading the fabric		1	1	0	0
	PC7. check the next batch to be processed is ready near the machine		1	1	0	0
	PC8. ensure the required dyes & chemicals are already weighed & prepared		1	1	0	0
	PC9. check the cleanliness of the machines & other work areas		2	0	2	0

PC10. question the previous shift operator for any deviation in the above and bring the same to the knowledge of his/ her shift superior as well that of the previous shift as well.		2	0	2	0
PC11. hand over the shift to the incoming operator in a proper manner		2	0	2	0
PC12. ensure proper communication regarding fabric quality & the process running on the machine while providing the details		3	1	1	1
PC13. provide all relevant information regarding the stoppages or breakdown in the machine, any damage to the fabric or machine.		2	0	2	0
PC14. ensure the empty trolley is near the machine for unloading the fabric		1	0	1	0
PC15. ensure the next lot to be processed, which is already stitched & arranged properly is ready near the machine		1	0	1	0
PC16. ensure the required dyes & chemicals for the next lot or next process are weighed & prepared		1	0	1	0
PC17. get clearance from the incoming counterpart before leaving the work spot		2	0	2	0
PC18. report to his/ her shift superiors as well as that of the incoming shift operator in case his/ her counterpart doesn't report for the incoming shift		2	0	2	0
PC19. ensure the shift has to be properly handed over to the incoming shift operator		1	1	0	0
PC20. report to his/ her shift superior about the quality / production / safety issues/ any other issue faced in his/ her shift and leave the department only after getting concurrence for the same from his/ her superiors		2	0	2	0
PC21. collect the wastes from waste collection bags, weigh them and transport to storage area		1	0	1	0
PC22. ensure the machine and its work place is clean		2	0	2	0
		37	7	26	4
Total	Weightage %		19%	70%	11%

2. TSC/ N5202 Operating the Jigger Machine	PC1. understand the task mentioned in the work order	35	2	1	1	0
	PC2. ensure that the machine is empty & clean		2	0	2	0
	PC3. load the fabric from the batch/trolley in the center of the machine		2	0	2	0
	PC4. ensure fabric is crease-less and evenly fed onto the machine		2	0	2	0
	PC5. prepare the chemical/dye-stuff required		2	0	2	0
	PC6. inject the chemical in the machine tank/dispenser		2	0	2	0
	PC7. know the operations of the machine & the plc programs		2	0	2	0
	PC8. read & understand the process being followed to do the task		3	1	1	1
	PC9. check the ph, temp & other parameters during the process		3	1	1	1
	PC10. maintain even temp across the width of machine		2	0	2	0
	PC11. maintain even & minimum tension on the fabric		2	0	2	0
	PC12. drain the machine once sample is approved		1	0	1	0
	PC13. unload the fabric from the machine after completion of the process		1	0	1	0
	PC14. make sure the machine is kept clean at all times ,before loading, while running & after unloading the fabric		2	0	2	0
	PC15. follow the preventive maintenance schedule & ensure the machine is running smoothly		2	0	2	0
	PC16. check that all controls are functioning properly		2	0	2	0
	PC17. ensure the right quality of water , steam & air is available for proper functioning of machine		2	0	1	1
	PC18. cool down the machine after completion of job		1	0	1	0
			35	3	29	3
Total	Weightage %		9%	83%	9%	

3. TSC/N 5203 Check the quality of a sample of the processed fabric	PC1. cut sample as per the time / no. of turn mentioned in the work order to avoid any delay	19	3	1	1	1
	PC2. cut proper size of the sample		1	0	1	0
	PC3. cut the sample from same place every time		1	0	1	0
	PC4. clean hands or cutting tools to avoid soiling of the sample		2	0	2	0
	PC5. develop techniques for various types of dyestuffs used in the process such as direct, reactive, vat, sulphur etc.		3	1	1	1
	PC6. manage soaping chemical, temp & no. of soaping/ washings for different dyestuff		3	1	1	1
	PC7. manage method, temp & place of drying of the cut sample		3	1	1	1
	PC8. compare the sample with the standard attached to the work order or in the master file		2	0	2	0
	PC9. take the sample to your supervisor if the sample is not matching to the standard for decision		1	0	1	0
			19	4	11	4
Total	Weightage %		21%	58%	21%	
4. TSC/ N9001 Maintain work area, tools and machines	PC1. handle materials, machinery, equipment and tools with care and use them in the correct way	29	3	1	2	0
	PC2. use correct lifting and handling procedures		1	0	1	0
	PC3. use materials to minimize waste		2	1	1	0
	PC4. maintain a clean and hazard free working area		3	1	1	1
	PC5. maintain tools and equipment		3	1	2	0
	PC6. carry out running maintenance within agreed schedules		2	1	1	0
	PC7. carry out maintenance and/or cleaning within one's responsibility		1	0	1	0
	PC8. report unsafe equipment and other dangerous occurrences		1	1	0	0
	PC9. ensure that the correct machine guards are in place		2	1	1	0
	PC10. work in a comfortable position with the correct posture		3	1	2	0

	PC11. use cleaning equipment and methods appropriate for the work to be carried out		2	1	1	0
	PC12. dispose of waste safely in the designated location		2	0	2	0
	PC13. store cleaning equipment safely after use		2	0	2	0
	PC14. carry out cleaning according to schedules and limits of responsibility		2	1	1	0
			29	10	18	1
	Total	Weightage %		34%	62%	3%
5.TSC/ N9002 Working in a team	PC1. be accountable to the own role in whole process	26	2	1	1	0
	PC2. perform all roles with full responsibility		3	1	2	0
	PC3. be effective and efficient at workplace		4	1	2	1
	PC4. properly communicate about company policies		2	1	0	1
	PC5. report all problems faced during the process		1	1	0	0
	PC6. talk politely with other team members and colleagues		2	1	1	0
	PC7. submit daily report of own performance		1	0	1	0
	PC8. adjust in different work situations		2	0	2	0
	PC9. give due importance to others' point of view		2	1	0	1
	PC10. avoid conflicting situations		3	1	1	1
	PC11. develop new ideas for work procedures		2	1	1	0
	PC12. improve upon the existing techniques to increase process efficiency		2	1	1	0
			26	10	12	4
	Total	Weightage %		38%	46%	15%
6. TSC/ N9003 Maintain health, safety and security at	PC1. comply with health and safety related instructions applicable to the workplace	71	5	1	3	1
	PC2. use and maintain personal protective equipment such as "ear plug", " nose mask ", " head cap" etc., as per protocol		5	1	3	1

workplace	PC3. carry out own activities in line with approved guidelines and procedures	3	1	2	0
	PC4. maintain a healthy lifestyle and guard against dependency on intoxicants	2	1	0	1
	PC5. follow environment management system related procedures	3	1	2	0
	PC6. identify and correct (if possible) malfunctions in machinery and equipment	3	1	1	1
	PC7. report any service malfunctions that cannot be rectified	2	1	0	1
	PC8. store materials and equipment in line with organisational requirements	2	0	1	1
	PC9. safely handle and remove waste	2	0	2	0
	PC10. minimize health and safety risks to self and others due to own actions	3	1	1	1
	PC11. seek clarifications, from supervisors or other authorized personnel in case of perceived risks	3	1	1	1
	PC12. monitor the workplace and work processes for potential risks and threat	2	0	2	0
	PC13. carry out periodic walk-through to keep work area free from hazards and obstructions, if assigned	3	2	0	1
	PC14. report hazards and potential risks/ threats to supervisors or other authorized personnel	3	2	0	1
	PC15. participate in mock drills/ evacuation procedures organized at the workplace	3	1	2	0
	PC16. undertake first aid, fire-fighting and emergency response training, if asked to do so	5	2	2	1
	PC17. take action based on instructions in the event of fire, emergencies or accidents	4	1	2	1
	PC18. follow organisation procedures for shutdown and evacuation when required	2	0	2	0
	PC19. identify different kinds of possible hazards (environmental, personal, ergonomic, chemical) of the industry	5	1	3	1
	PC20. recognise other possible security issues existing in the workplace	3	1	1	1
	PC21. recognise different measures to curb the hazards	3	1	2	0
	PC22. communicate the safety plan to everyone	3	2	0	1

	PC23. attach disciplinary rules with the implementation		2	1	1	0
			71	23	33	15
	Total	Weightage %		32%	46%	21%
7. TSC/ N9004 Comply with industry and organisational requirements	PC1. perform own duties effectively	39	4	1	2	1
	PC2. take responsibility for own actions		4	1	2	1
	PC3. be accountable towards the job role and assigned duties		3	1	1	1
	PC4. take initiative and innovate the existing methods		4	1	2	1
	PC5. focus on self-learning and improvement		3	1	1	1
	PC6. co-ordinate with all the team members and colleagues		3	1	2	0
	PC7. communicate politely		3	1	2	0
	PC8. avoid conflicts and miscommunication		3	1	2	0
	PC9. know the organisational standards		2	1	1	0
	PC10. implement them in your performance		3	1	2	0
	PC11. motivate others to follow them		3	1	2	0
	PC12. know the industry standards		2	1	0	1
	PC13. align them with organisation standards		2	0	2	0
			39	12	21	6
	Total		Weightage %		31%	54%
Total		256	150	69	37	
Grand Total		256				