

QUALIFICATIONS PACK - OCCUPATIONAL STANDARDS FOR TEXTILE SECTOR

What are Occupational Standards(OS)?

- OS describe what individuals need to do, know and understand in order to carry out a particular job role or function
- OS are performance standards that individuals must achieve when carrying out functions in the workplace, together with specifications of the underpinning knowledge and understanding

Contact Us:

Textile SSC

E-mail: info@texskill.in



Contents

1. Introduction and Contacts.....P.1
2. Qualifications Pack.....P.2
3. Glossary of Key Terms.....P.3
4. NOS Units.....P.5

Introduction

Qualifications Pack – Knitting Machine Operator - Circular Knitting

SECTOR: TEXTILE

SUB-SECTOR: KNITTING

OCCUPATION: KNITTING

REFERENCE ID: TSC/ Q 4101

ALIGNED TO: NCO-2004 / 7332.40

Brief Job Description: A knitting machine operator is responsible for operating industrial knitting machines; repair yarn-related faults at the knitting head and fabric press-offs; operate process machines ancillary to the knitting production; identify and sort wastes; and demonstrate knowledge of yarn-related faults in knitted fabrics. This job requires the individual to have thorough knowledge in process flow and material flow in a knitting machine for fabric production and should know the important functions and operations of knitting machines.

Personal Attributes: A knitting operator should have good eyesight, hand-eye-leg coordination, motor skills and vision. He/she should also have good interpersonal skills.

Job Details	Qualifications Pack Code	TSC/Q4101		
	Job Role	Knitting Machine Operator - Circular Knitting		
	Credits (NSQF)	TBD	Version number	1.0
	Sector	Textile	Drafted on	15/12/14
	Sub-sector	Knitting	Last reviewed on	21/01/15
	Occupation	Knitting	Next review date	01/03/16
Job Role	Knitting Machine Operator - Circular Knitting			
Role Description	This job requires the individual to have thorough knowledge in process flow and material flow in a knitting machine for fabric production and should be able to know the important functions and operations of knitting machines.			
NSQF level	4			
Minimum Educational Qualifications	5 th standard, preferably			
Maximum Educational Qualifications	N/A			
Training (Suggested but not mandatory)	Not Applicable			
Experience	Preferably 1-2 years of work experience in a textile mill.			
National Occupational Standards (NOS)	<p>Compulsory:</p> <ol style="list-style-type: none"> TSC/ N4101 Taking charge of shift and handing over shift to operator TSC/ N4102 Operate the Circular Knitting machine TSC/ N4103 Knotting the yarn and taking off the fabric roll from the knitting machine TSC/ N4104 Repair yarn related faults TSC/N9001 Maintaining work area, tools and machines TSC/ N9002 Working in a team TSC/ N9003 Maintain health, safety and security at workplace TSC/ N9004 Comply with industry and organizational requirement <p>Optional: N/A</p>			
Performance Criteria	As described in the relevant OS units			

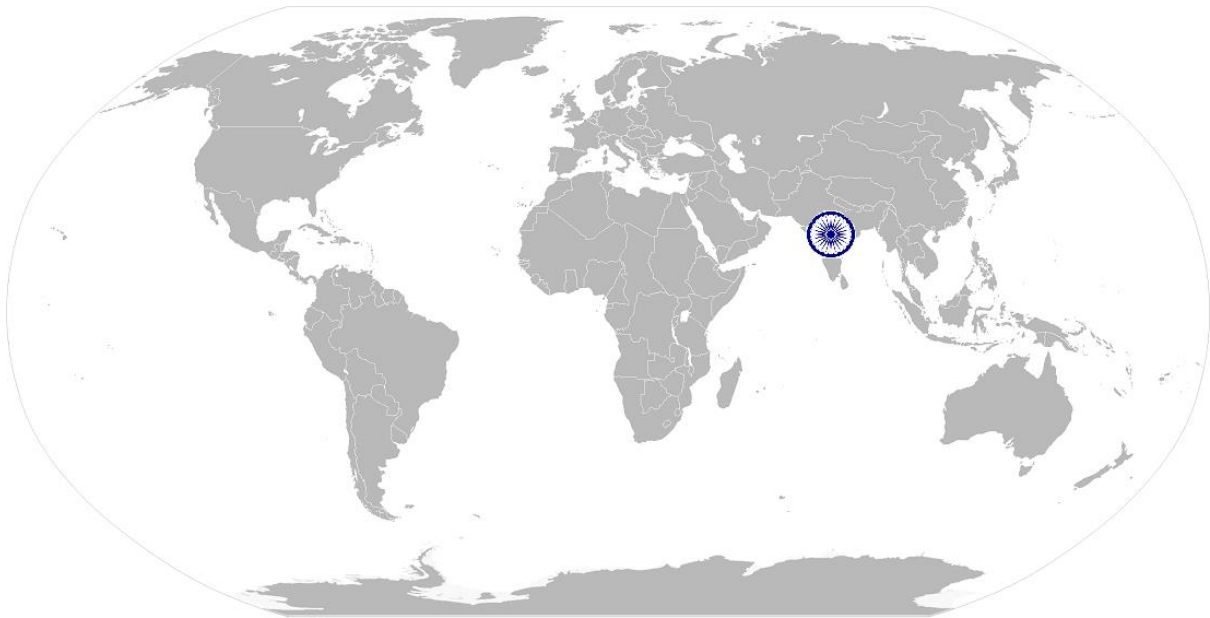
Table 1: Glossary of Key Terms

Definitions	Keywords /Terms	Description
	Sector	Sector is a conglomeration of different business operations having similar businesses and interests. It may also be defined as a distinct subset of the economy whose components share similar characteristics and interests.
	Sub-sector	Sub-sector is derived from a further breakdown based on the characteristics and interests of its components.
	Vertical	Vertical may exist within a sub-sector representing different domain areas or the client industries served by the industry.
	Occupation	Occupation is a set of job roles, which perform similar/related set of functions in an industry.
	Function	Function is an activity necessary for achieving the key purpose of the sector, occupation, or area of work, which can be carried out by a person or a group of persons. Functions are identified through functional analysis and form the basis of OS.
	Sub-functions	Sub-functions are sub-activities essential to fulfill the achieving the objectives of the function.
	Job role	Job role defines a unique set of functions that together form a unique employment opportunity in an organization.
	Occupational Standards (OS)	OS specify the standards of performance an individual must achieve when carrying out a function in the workplace, together with the knowledge and understanding they need to meet that standard consistently. Occupational Standards are applicable both in the Indian and global contexts.
	Performance Criteria	Performance Criteria are statements that together specify the standard of performance required when carrying out a task.
	National Occupational Standards (NOS)	NOS are Occupational Standards which apply uniquely in the Indian context.
	Qualifications Pack Code	Qualifications Pack Code is a unique reference code that identifies a qualifications pack.
	Qualifications Pack(QP)	Qualifications Pack comprises the set of OS, together with the educational, training and other criteria required to perform a job role. A Qualifications Pack is assigned a unique qualification pack code.
Unit Code	Unit Code is a unique identifier for an OS unit, which can be denoted with either an 'O' or an 'N'.	
Unit Title	Unit Title gives a clear overall statement about what the incumbent should be able to do.	

Description	Description gives a short summary of the unit content. This would be helpful to anyone searching on a database to verify that this is the appropriate OS they are looking for.
Scope	Scope is the set of statements specifying the range of variables that an individual may have to deal with in carrying out the function which have a critical impact on the quality of performance required.
Knowledge and Understanding	Knowledge and Understanding are statements which together specify the technical, generic, professional and organizational specific knowledge that an individual needs in order to perform to the required standard.
Organizational Context	Organizational Context includes the way the organization is structured and how it operates, including the extent of operative knowledge managers have of their relevant areas of responsibility.
Technical Knowledge	Technical Knowledge is the specific knowledge needed to accomplish specific designated responsibilities.
Core Skills/Generic Skills	Core Skills or Generic Skills are a group of skills that are key to learning and working in today's world. These skills are typically needed in any work environment. In the context of the OS, these include communication related skills that are applicable to most job roles.
Keywords /Terms	Description
SSC	Sector Skill Council
OS	Occupational Standard(s)
NOS	National Occupational Standard(s)
QP	Qualifications Pack
NSQF	National Skill Qualifications Framework
NCO	National Classifications of Occupation
TBD	To Be Determined
TSC	Textile Sector Skill Council
NSDC	National Skill Development Corporation

Acronyms

National Occupational Standard



Overview

This unit is about taking charge of shift from previous shift operator and relieving the responsibilities to the next shift operator

TSC/ N 4101

Taking charge of shift and handing over shift to operator

National Occupational Standard	Unit Code	TSC/ N4101
	Unit Title (Task)	Taking charge of shift and handing over shift to operator
	Description	This unit is about taking charge of shift from previous shift operator and relieving the responsibilities to the next shift operator
	Scope	This unit/task covers the following: <ul style="list-style-type: none"> ▪ Taking charge of shift ▪ Handing over shift
	Elements	Performance Criteria
	Taking charge of shift	To be competent, you must be able to: <ul style="list-style-type: none"> PC1. reach at least 10 - 15 minutes early to the work place PC2. bring the necessary operational tools to the department PC3. meet the previous shift operator and collect the information regarding the count, process, issues faced in quality, current beam production followed in the knitting department. PC4. be updated on information regarding the current order such as it is for which company and other details. PC5. ensure proper functioning of machine and problems if any should be reported to the supervisor and maintenance in- charge. PC6. understand and be informed about the current order quantity and balance quantity. PC7. be updated on the new order fabric details and quantity. PC8. contribute in overall department cleanliness.
	Handing Over of Shift	<ul style="list-style-type: none"> PC9. clean the machine and department before handing over the shift. PC10. hand over the necessary operational tools if any. PC11. meet the next shift operator and give the information regarding the count, GSM, loop length, process, issues faced in quality, and current fabric production followed in the knitting department. PC12. note the production details for the current shift PC13. Ensure proper functioning of the machine and problems if any, should be reported to the supervisor and maintenance in- charge. PC14. give details to the next shift operator about the current order quality, quantity and balance quantity. PC15. convey information regarding new order fabric details and quantity.
	Knowledge and Understanding (K)	
	A. Organizational Context (Knowledge of the company/ organization and its processes)	You need to know and understand: <ul style="list-style-type: none"> KA1. standard operating procedures (SOP) and regulations in a textile mill KA2. safe working practices to be adopted in textile mill KA3. quality systems and other processes practiced in the textile mill KA4. reporting to the supervisor or higher authority in case of emergency KA5. color coding adopted for different counts in the textile mill

TSC/ N 4101

Taking charge of shift and handing over shift to operator

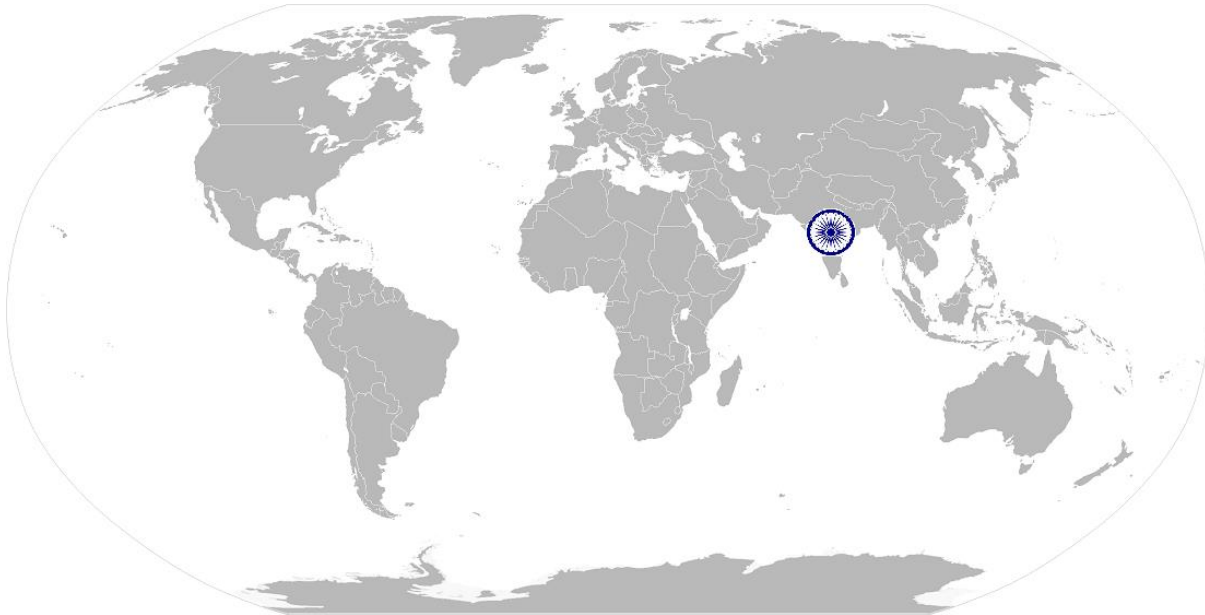
B. Technical Knowledge	<p>KB1. process flow and material flow in knitting industry</p> <p>KB2. functions of knitting machine</p> <p>KB3. functions of control switches and signal lamps in knitting machine</p> <p>KB4. importance of knotting</p> <p>KB5. importance of fabric quality</p> <p>KB6. importance of yarn quality</p> <p>KB7. functions of different control switches in knitting machine</p> <p>KB8. knowledge of different functions in display panel and procedure to operate the knitting machine.</p> <p>KB9. importance of fabric technical details (GSM, loop length, fabric details etc.)</p> <p>KB10. knowledge about type of the fabric, machine setting</p> <p>KB11. importance of cleanliness and safety at work place</p>
Skills (S)	
A. Core Skills/ Generic Skills	<p>Writing Skills</p> <p>You need to know and understand how to:</p> <p>SA1. Write clear and short sentences</p> <p>Reading Skills</p> <p>You need to know and understand how to:</p> <p>SA2. comprehend written instructions</p> <p>Oral Communication (Listening and Speaking skills)</p> <p>You need to know and understand how to:</p> <p>SA3. communicate with supervisor appropriately</p> <p>SA4. talk to others to convey information effectively</p>
B. Professional Skills	<p>Problem Solving</p> <p>You need to know and understand how to:</p> <p>SB1. apply problem-solving approaches in different situations</p> <p>SB2. refer anomalies to the supervisor</p> <p>SB3. seek clarification on problems from others</p> <p>Attention to Detail</p> <p>You need to know and understand how to:</p> <p>SB4. apply good attention to detail</p> <p>SB5. check your work is complete and free from errors</p>
C. Technical Skills	<p>You need to know and understand:</p> <p>SC1. Procedure to collect the yarn from creel zone and condense through the guides, positive feeders for fabric formation.</p> <p>SC2. Standard operating procedure for carrying out knotting activity</p> <p>SC3. Standard operating procedure for carrying out fabric take off activity</p> <p>SC4. Procedure for segregating the different types of fabric and yarn</p> <p>SC5. Procedure for storing the fabric roll.</p> <p>SC6. Procedure for checking the fabric roll.</p> <p>SC7. Procedure for segregating the different types of wastes</p> <p>SC8. Procedure for storing reusable wastes and weighing them</p> <p>SC9. Procedure for material handling of cone, fabric roll</p> <p>SC10. Maintain cleanliness at work</p>

TSC/ N 4101

Taking charge of shift and handing over shift to operator

NOS Version Control

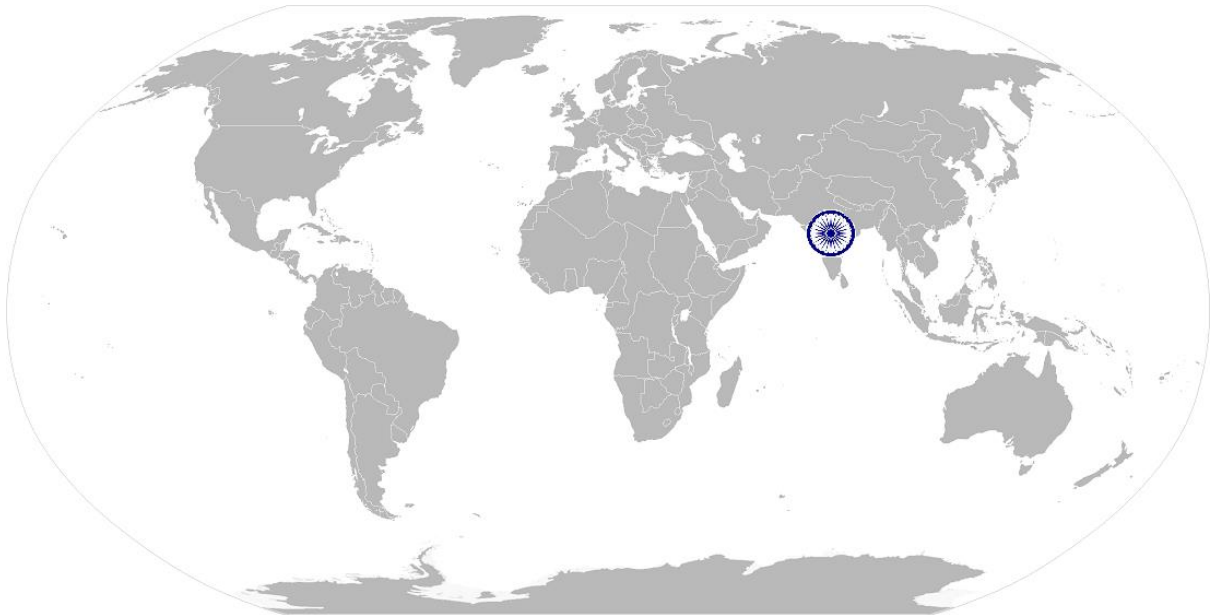
NOS Code	TSC/ N4101		
Credits (NSQF)	TBD	Version number	1.0
Industry	Textile	Drafted on	15/12/14
Industry Sub-sector	Knitting	Last reviewed on	21/01/15
Occupation	Knitting	Next review date	01/03/16



TSC/ N 4102

Operate a Circular Knitting machine

National Occupational Standard



Overview

This unit is about carrying out the procedure for operating the sequence of Circular knitting machine.

TSC/ N 4102

Operate a Circular Knitting machine

National Occupational Standard	Unit Code	TSC/ N4102
	Unit Title (Task)	Operate a Circular Knitting machine
	Description	This unit is about carrying out the procedure for operating the sequence of circular knitting machine
	Scope	This unit/task covers the following: <ul style="list-style-type: none"> ▪ Operate the knitting machine ▪ Repair yarn related faults at the knitting head and fabric press-offs ▪ Carry out maintenance activities ▪ Material handling and safety at workplace ▪ Other tenting responsibilities
	Elements	Performance Criteria
	Operate the knitting machine	<p>To be competent, you must be able to:</p> <p>PC1. start the machine</p> <p>PC2. operate the control switches for starting and stopping the knitting machine</p> <p>PC3. follow the signal lamps used in machines</p> <p>PC4. ensure proper functioning of the knitting machine by verifying in the display panel</p> <p>PC5. ensure the machines are operated in accordance with workplace procedures.</p> <p>PC6. ensure the yarns are run through correct yarn-paths at operating tensions according to machine-builder's instructions and workplace procedures.</p> <p>PC7. ensure the yarns are creeled and ends joined in accordance with workplace procedures.</p> <p>PC8. ensure the production is monitored for faults, and variations notified, in accordance with workplace procedures.</p> <p>PC9. ensure the machines are monitored for continuous functioning of all systems, and variations notified, in accordance with workplace procedures.</p> <p>PC10. ensure the production is removed from machines in accordance with workplace procedures.</p> <p>PC11. ensure the documentation of production is completed in accordance with workplace procedures.</p> <p>PC12. ensure the machines are lubricated as directed in accordance with workplace procedures.</p> <p>PC13. ensure the yarn paths; eyelets, knitting heads, machines, and working environment are clean and free of contamination in accordance with workplace procedures.</p> <p>PC14. check whether the yarns are properly fed in the knitting machine</p> <p>PC15. knot the yarn during breakage</p> <p>PC16. view the display panel or signal and identify the reasons for machine stoppages if any</p> <p>PC17. ensure the knitting machine is running in the set speed by viewing the display panel</p> <p>PC18. ensure the working area is clean</p>
	Repair yarn related	PC19. re-thread incorrectly-positioned yarns, broken yarns or new ends and join in

TSC/ N 4102

Operate a Circular Knitting machine

faults at the knitting head and fabric press-offs	<p>accordance with workplace procedures</p> <p>PC20. fix fabric press-off in accordance with machine-type and workplace procedures.</p> <p>PC21. reset machines for restart in accordance with workplace procedures.</p> <p>PC22. check range after fault correction, style changes, and pattern changes</p>
Carry out maintenance activities	<p>PC23. ensure the positive feeder is working properly and yarn is uniformly fed into feeder.</p> <p>PC24. support the fitter for carrying out maintenance activities</p> <p>PC25. ensure the GSM, loop length variation is within the limits and if it's abnormal report it to superiors.</p> <p>PC26. inform the supervisor and maintenance in- charge in case of a jam</p> <p>PC27. support the fitter during minor breakdown</p> <p>PC28. ensure ancillary process machines are operated in accordance with machine-builder's instructions and workplace procedures.</p>
Material handling and safety at workplace	<p>PC29. ensure proper material handling of yarn, cone and empty cone</p> <p>PC30. ensure proper material handling of tools and equipments</p> <p>PC31. ensure safety while operating the card</p>
Other tenting responsibilities	<p>PC32. ensure the fabric produced is free from outside damages</p> <p>PC33. weigh collected usable waste at shift end and place it in the specified area</p> <p>PC34. inform superiors immediately, if any break down or fault in the machine is noticed</p> <p>PC35. ensure the proper functioning of signal lamps</p> <p>PC36. ensure that machine is always working properly, if any deviation, inform superiors immediately</p> <p>PC37. Identify yarn wastes by fibre content and sort it according to workplace procedures</p> <p>PC38. Identify fabric wastes and sort it according to workplace procedures.</p>
Knowledge and Understanding (K)	
A. Organizational Context (Knowledge of the company/ organization and its processes)	<p>You need to know and understand:</p> <p>KA1. standard operating procedures (SOP)and regulations in a textile mill</p> <p>KA2. safe working practices to be adopted in textile mill</p> <p>KA3. quality systems and other processes practiced in the textile mill</p> <p>KA4. reporting to the supervisor or higher authority in case of emergency</p> <p>KA5. color coding adopted for different counts in the textile mill</p>
B. Technical Knowledge	<p>You need to know and understand:</p> <p>KB1. process and material flow in a knitting machine</p> <p>KB2. understanding the importance of yarn, types of yarn, yarn count, types of fabric, loop length, GSM, importance of yarn and fabric quality</p> <p>KB3. importance of circular knitting machine, various parts in a knitting machine and their functions</p> <p>KB4. function of positive feeder</p> <p>KB5. importance & functions of signal lamps</p> <p>KB6. different control buttons in knitting machine</p> <p>KB7. knowledge of different functions in display panel and procedure to operate</p>

TSC/ N 4102

Operate a Circular Knitting machine

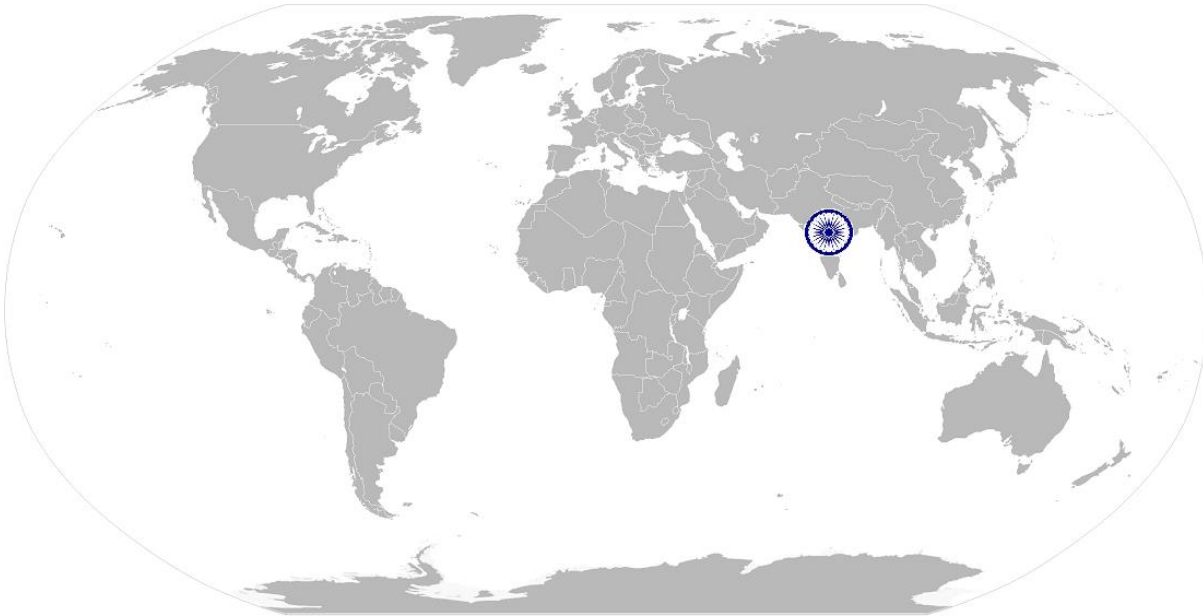
	<p>the knitting machine</p> <p>KB8. types of wastes</p> <p>KB9. procedure for collecting wastes</p> <p>KB10. guidelines for operating the material handling tools and equipments</p> <p>KB11. importance of cleanliness at work place</p> <p>KB12. procedure to identify the normal defects in fabric and actions needed to correct them</p> <p>KB13. guidelines for carrying out cleaning activities</p> <p>KB14. guidelines for carrying out maintenance activities</p> <p>KB15. importance of material handling</p> <p>KB16. types of material handling equipments used</p> <p>KB17. functions and methodology for operating different material handling equipments</p> <p>KB18. safety gadgets used in a knitting department.</p>
Skills (S)	
<p>A. Core Skills/ Generic Skills</p>	<p>Writing Skills</p>
	<p>You need to know and understand how to:</p> <p>SA1. write clear and short sentences</p>
	<p>Reading Skills</p>
	<p>You need to know and understand how to:</p> <p>SA2. comprehend written instructions</p>
	<p>Oral Communication (Listening and Speaking skills)</p>
<p>You need to know and understand how to:</p> <p>SA3. communicate with supervisor appropriately</p> <p>SA4. talk to others to convey information effectively</p>	
<p>B. Professional Skills</p>	<p>Problem Solving</p>
	<p>You need to know and understand how to:</p> <p>SB1. apply problem-solving approaches in different situations</p> <p>SB2. refer anomalies to the supervisor</p> <p>SB3. seek clarification on problems from others</p>
	<p>Attention to Detail</p>
<p>You need to know and understand how to:</p> <p>SB4. apply good attention to detail</p> <p>SB5. check your work is complete and free from errors</p>	
<p>C. Technical Skills</p>	<p>You need to know and understand:</p> <p>SC1. procedure to identify and remove the defects in fabric</p> <p>SC2. procedure for cleaning the wastes and waste segregation</p> <p>SC3. procedure to carryout cleaning activities in knitting machine</p> <p>SC4. procedure for cleaning the knitting machine area.</p> <p>SC5. procedure to carryout basic maintenance activities in knitting machine</p> <p>SC6. maintain cleanliness at work place</p>

TSC/ N 4102

Operate a Circular Knitting machine

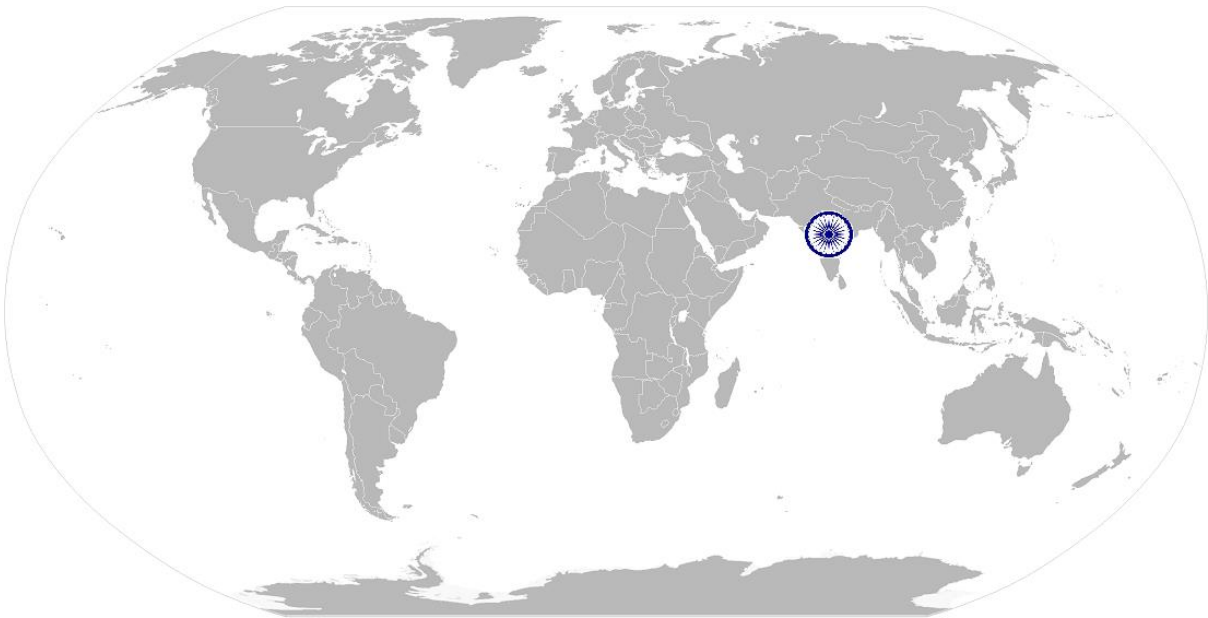
NOS Version Control

NOS Code	TSC/ N4102		
Credits (NSQF)	TBD	Version number	1.0
Industry	Textile	Drafted on	15/12/14
Industry Sub-sector	Knitting	Last reviewed on	21/01/15
Occupation	Knitting	Next review date	01/03/15



TSC/ N4103 Knotting the yarn and taking off the fabric roll from the knitting machine

National Occupational Standard



Overview

This unit is about knotting the yarn and taking off the fabric roll from the knitting machine.

TSC/ N4103 Knitting the yarn and taking off the fabric roll from the knitting machine

National Occupational Standard	Unit Code	TSC/ N4103
	Unit Title (Task)	Knitting the yarn and taking off the fabric roll from the knitting machine
	Description	This unit is about carrying out knitting the yarn and taking off the fabric roll from the knitting machine.
	Scope	This unit/task covers the following: <ul style="list-style-type: none"> ▪ attending the machine on yarn breakage ▪ knot the broken yarn ▪ check the quality of knitting ▪ post fabric take off responsibilities
	Elements	Performance Criteria
	Attending the machine on yarn breakage	To be competent, you must be able to: PC1. identify whether the machine stoppage by viewing the signal lamps and in display panel PC2. identify the reasons for yarn breakage PC3. ensure minimum time is taken for attending the yarn breakage.
	Knot the broken yarn	PC4. unwind the yarn from cone PC5. ensure proper knotting PC6. draw the yarn through the guide, guide rollers and pass it through the stopmotion, positive feeder in delivery zone PC7. ensure proper functioning of knitting machine post knotting PC8. collect the wastes collected during knotting and store the waste at respective waste box PC9. segregate the reusable wastes and weigh and record them in a register PC10. ensure standard knotting procedure is adopted and quality of knotting is as per standards PC11. ensure minimum time is taken for knotting the yarn. PC12. ensure safety while carrying out knotting activity
	Check the quality of knitting	PC13. verify the quality of knotting done in the yarn PC14. ensure yarn tension in the creeling section is appropriate PC15. ensure proper functioning of the machine
	Post fabric take off responsibilities	PC16. ensure proper functioning of knitting machine post fabric take off PC17. ensure proper material handling of yarn, cone and empty cone PC18. ensure proper material handling of tools and equipments
	Knowledge and Understanding (K)	
A. Organizational Context (Knowledge of the company/ organization and its processes)	You need to know and understand: KA1. standard operating procedures (SOP) and regulations in a textile mill KA2. safe working practices to be adopted in textile mill KA3. quality systems and other processes practiced in the textile mill KA4. reporting to the supervisor or higher authority in case of emergency KA5. color coding adopted for different counts in the textile mill	
B. Technical Knowledge	You need to know and understand: KB1. process flow and material flow in knitting industry KB2. functions of knitting machine	

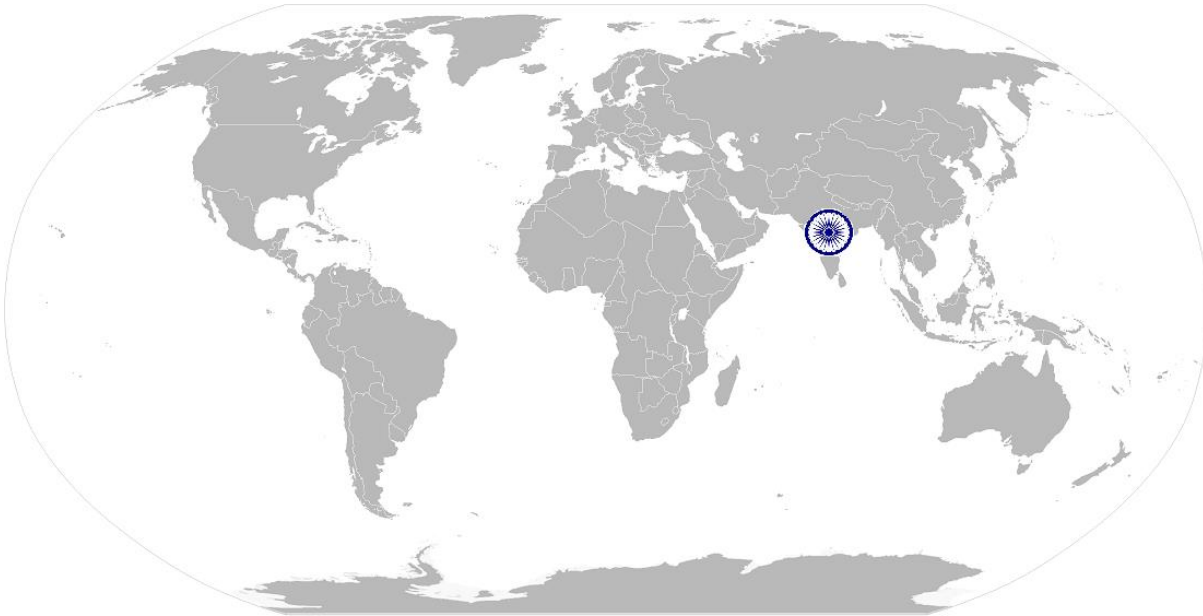
TSC/ N4103 Knitting the yarn and taking off the fabric roll from the knitting machine

	KB3. functions of control switches and signal lamps in knitting machine KB4. importance of knotting KB5. importance of fabric quality KB6. guidelines for knotting the yarn KB7. guidelines for carrying out fabric take off activity KB8. functions of different control switches in knitting machine KB9. knowledge of different functions in display panel and procedure to operate the knitting machine KB10. functions of different signal lamps in knitting machine KB11. importance of cleanliness and safety at work place
Skills (S)	
A. Core Skills/ Generic Skills	Writing Skills
	You need to know and understand how to: SA1. write clear and short sentences
	Reading Skills
	You need to know and understand how to: SA2. comprehend written instructions
	Oral Communication (Listening and Speaking skills)
You need to know and understand how to: SA3. Communicate with supervisor appropriately SA4. talk to others to convey information effectively	
B. Professional Skills	Problem Solving
	You need to know and understand how to: SB1. apply problem-solving approaches in different situations SB2. refer anomalies to the supervisor SB3. seek clarification on problems from others
	Attention to Detail
You need to know and understand how to: SB4. apply good attention to detail SB5. check your work is complete and free from errors	
C. Technical Skills	You need to know and understand: SC1. Procedure for collect the yarn from creel zone and condense through the guides, positive feeders for fabric formation. SC2. Standard operating procedure for carrying out knotting activity SC3. Standard operating procedure for carrying out fabric take off activity SC4. Procedure for segregating the different types of wastes SC5. Procedure for storing reusable wastes and weighing them SC6. Procedure for material handling of cone, fabric roll SC7. Maintain cleanliness at work

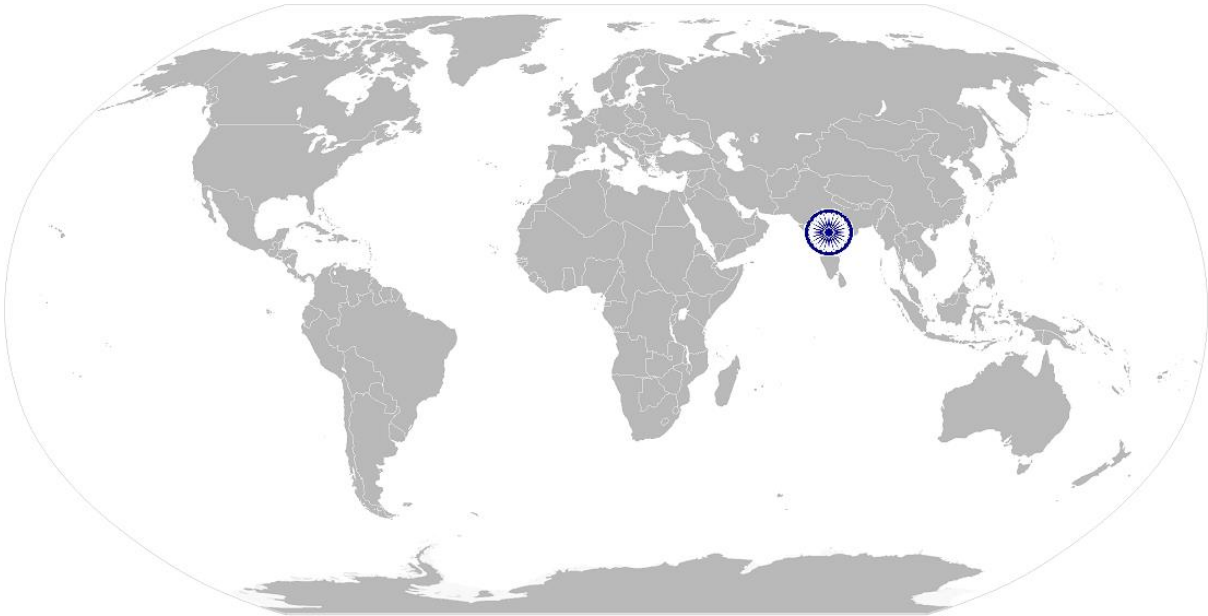
TSC/ N4103 Knitting the yarn and taking off the fabric roll from the knitting machine

NOS Version Control

NOS Code	TSC/ N4103		
Credits (NSQF) [OPTIONAL]	TBD	Version number	1.0
Industry	Textile	Drafted on	15/12/14
Industry Sub-sector	Knitting	Last reviewed on	21/01/15
Occupation	Knitting	Next review date	01/03/15



National Occupational Standard



Overview

This unit is about carrying out the repair for yarn-related faults at the knitting head and fabric press-offs.

TSC/ N4104

Repair yarn related faults

National Occupational Standard	Unit Code	TSC/ N4104
	Unit Title (Task)	Repair yarn related faults
	Description	This unit is about carrying out the repair for yarn-related faults at the knitting head and fabric press-offs.
	Scope	This unit/task covers the following: <ul style="list-style-type: none"> ▪ attending the yarn-related faults ▪ repair fabric press-offs.
	Elements	Performance Criteria
	Attending the yarn related faults	To be competent, you must be able to: PC1. rethread the incorrectly-positioned yarns in accordance with workplace procedures PC2. Identify the reasons for yarn breakage PC3. join the broken yarns or new ends in accordance with workplace procedures.
	Repair fabric press-offs	PC4. fix fabric press-offs are in accordance with machine-type and workplace procedures. PC5. reset machine for restart in accordance with workplace procedures range after fault correction, style changes, pattern changes
	Knowledge and Understanding (K)	
	A. Organizational Context (Knowledge of the company/ organization and its processes)	You need to know and understand: KA1. standard operating procedures (SOP) and regulations in a textile mill KA2. safe working practices to be adopted in textile mill KA3. quality systems and other processes practiced in the textile mill KA4. reporting to the supervisor or higher authority in case of emergency KA5. color coding adopted for different counts in the textile mill
	B. Technical Knowledge	You need to know and understand: KB1. process flow and material flow in knitting industry KB2. functions of knitting machine KB3. functions of control switches and signal lamps in knitting machine KB4. importance of knotting KB5. importance of fabric quality KB6. guidelines for knotting the yarn KB7. guidelines for carrying out fabric take off activity KB8. functions of different control switches in knitting machine KB9. knowledge of different functions in display panel and procedure to operate the knitting machine KB10. functions of different signal lamps in knitting machine KB11. importance of cleanliness and safety at work place
Skills (S)		
A. Core Skills/ Generic Skills	Writing Skills	
	You need to know and understand how to: SA1. write clear and short sentences	
	Reading Skills	

TSC/ N4104

Repair yarn related faults

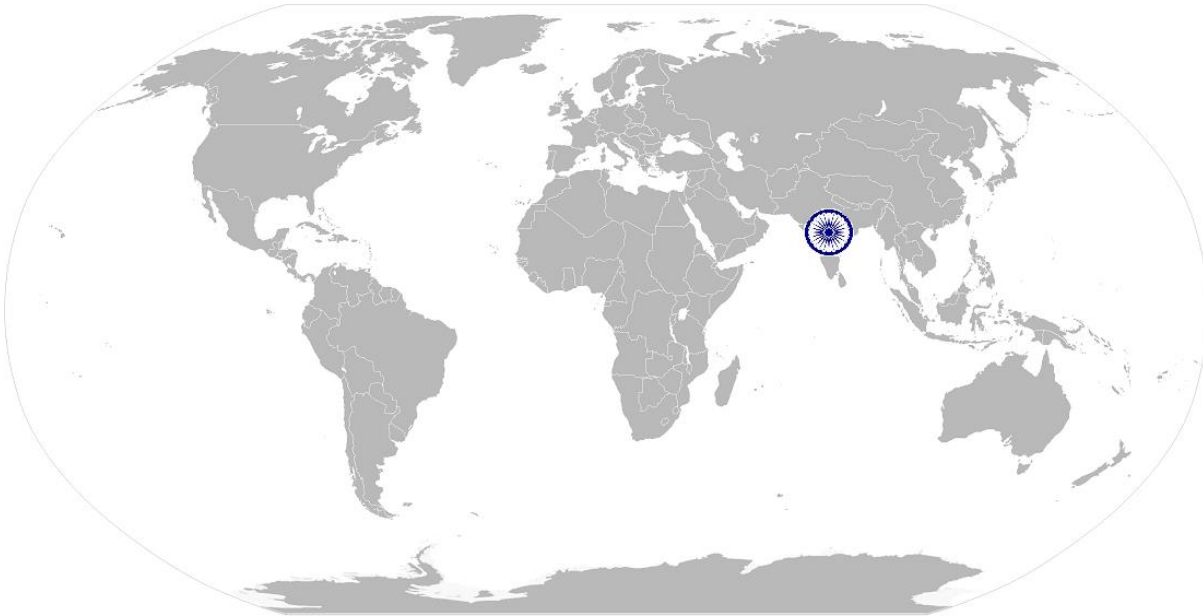
	<p>You need to know and understand how to:</p> <p>SA2. comprehend written instructions</p> <p>Oral Communication (Listening and Speaking skills)</p> <p>You need to know and understand how to:</p> <p>SA3. communicate with supervisor appropriately</p> <p>SA4. talk to others to convey information effectively</p>
B. Professional Skills	<p>Problem Solving</p> <p>You need to know and understand how to:</p> <p>SB1. apply problem-solving approaches in different situations</p> <p>SB2. refer anomalies to the supervisor</p> <p>SB3. seek clarification on problems from others</p> <p>Attention to Detail</p> <p>You need to know and understand how to:</p> <p>SB4. apply good attention to detail</p> <p>SB5. check your work is complete and free from errors</p>
C. Technical Skills	<p>You need to know and understand:</p> <p>SC1. procedure for collect the yarn from creel zone and condense through the guides, positive feeders for fabric formation.</p> <p>SC2. standard operating procedure for carrying out knotting activity</p> <p>SC3. standard operating procedure for carrying out fabric take off activity</p> <p>SC4. procedure for segregating the different types of wastes</p> <p>SC5. procedure for storing reusable wastes and weighing them</p> <p>SC6. procedure for material handling of cone, fabric roll</p> <p>SC7. maintain cleanliness at work</p>

TSC/ N4104

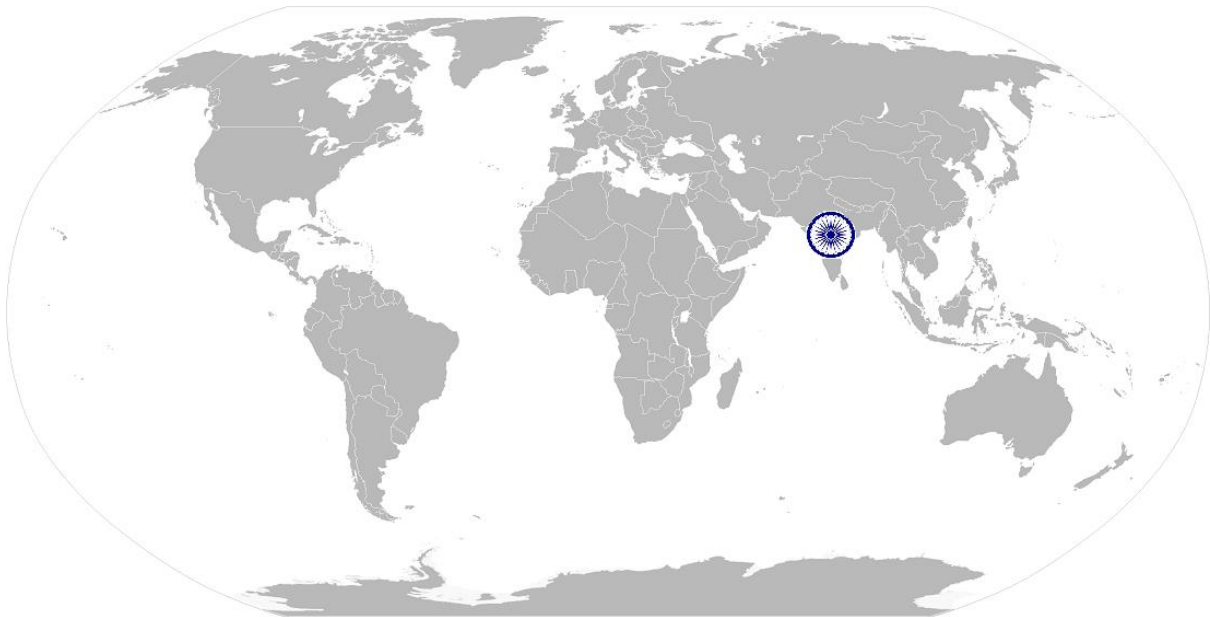
Repair yarn related faults

NOS Version Control

NOS Code	TSC/ N4104		
Credits (NSQF) [OPTIONAL]	TBD	Version number	1.0
Industry	Textile	Drafted on	15/12/14
Industry Sub-sector	Knitting	Last reviewed on	21/01/15
Occupation	Knitting	Next review date	01/03/15



National Occupational Standard



Overview

This unit is about maintaining work areas and activities to ensure tools and machines are maintained as per norms.

TSC/ N9001

Maintaining work area, tools and machine

Unit Code	TSC/ N9001
Unit Title (Task)	Maintaining work area, tools and machines
Description	This unit provides performance criteria, knowledge & understanding and skills & abilities required to organize/ maintain work areas and activities to ensure tools and machines are maintained as per norms
Scope	This unit/task covers the following: <ul style="list-style-type: none"> ▪ maintain the work area, tools and machines
Performance Criteria (PC) w.r.t. the Scope	
Elements	Performance Criteria
Maintain the work area, tools and machines	<p>To be competent, you must be able to:</p> <p>PC1. handle materials, machinery, equipment and tools with care and use them in the correct way</p> <p>PC2. use correct lifting and handling procedures</p> <p>PC3. use materials to minimize waste</p> <p>PC4. maintain a clean and hazard free working area</p> <p>PC5. maintain tools and equipment</p> <p>PC6. carry out running maintenance within agreed schedules</p> <p>PC7. carry out maintenance and/or cleaning within one's responsibility</p> <p>PC8. report unsafe equipment and other dangerous occurrences</p> <p>PC9. ensure that the correct machine guards are in place</p> <p>PC10. work in a comfortable position with the correct posture</p> <p>PC11. use cleaning equipment and methods appropriate for the work to be carried out</p> <p>PC12. dispose of waste safely in the designated location</p> <p>PC13. store cleaning equipment safely after use</p> <p>PC14. carry out cleaning according to schedules and limits of responsibility</p>
Knowledge and Understanding (K)	
A. Organizational Context (Knowledge of the company/ organization and its processes)	<p>You need to know and understand:</p> <p>KA1. personal hygiene and duty of care</p> <p>KA2. safe working practices and organizational standard operating procedures</p> <p>KA3. limits of your own responsibility</p> <p>KA4. ways of resolving with problems within the work area</p> <p>KA5. the production process and the specific work activities that relate to the whole process</p> <p>KA6. the importance of effective communication with supervisors</p> <p>KA7. the lines of communication, authority and reporting procedures</p> <p>KA8. the organization's rules, codes and guidelines (including timekeeping)</p> <p>KA9. the company's quality standards</p> <p>KA10. the importance of complying with written instructions</p> <p>KA11. equipment operating procedures / supervisor's instructions</p>
B. Technical Knowledge	<p>You need to know and understand:</p> <p>KB1. work instructions and specifications and interpret them accurately</p> <p>KB2. relation between work role and the overall manufacturing process</p> <p>KB3. hazards likely to be encountered when conducting routine maintenance</p>

TSC/ N9001

Maintaining work area, tools and machine

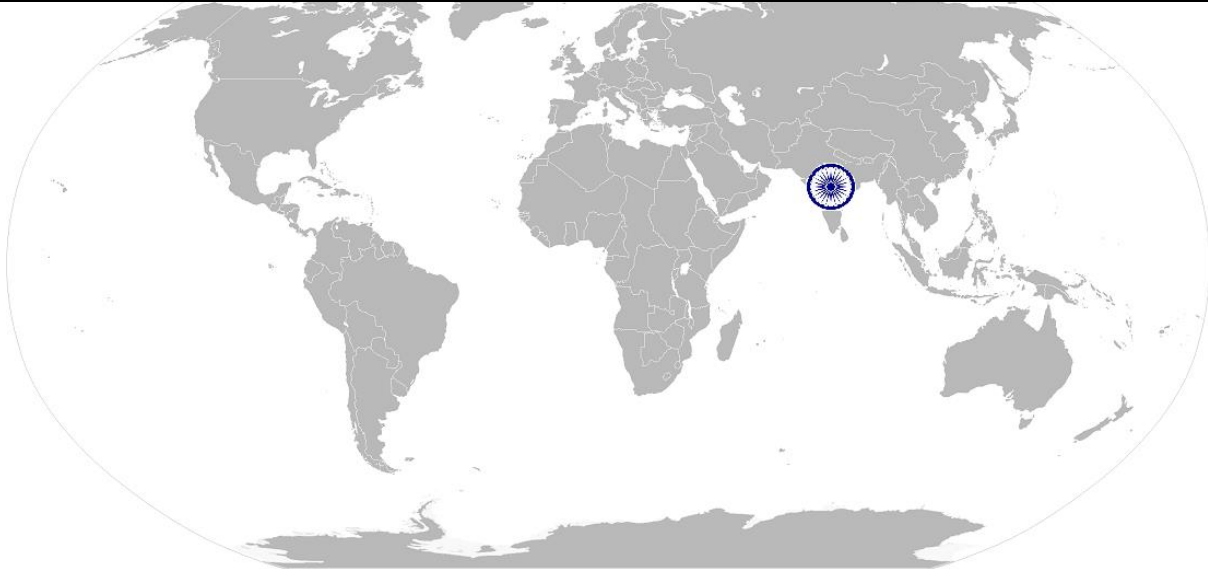
	<p>KB4. the importance of taking action when problems are identified KB5. different ways of minimizing waste KB6. the importance of running maintenance and regular cleaning KB7. effects of contamination on products i.e. machine oil, dirt, foreign materials KB8. common faults with equipment and the method to rectify KB9. maintenance procedures KB10. different types of cleaning equipment and substances and their use KB11. safe working practices for cleaning and the method of carrying them out</p>
Skills (S)	
<p>A. Core Skills/ Generic Skills</p>	<p>Writing Skills</p>
	<p>You need to know and understand how to: SA1. write clear and short sentences</p>
	<p>Reading Skills</p>
	<p>You need to know and understand how to: SA2. comprehend written instructions SA3. read any application sent by other colleagues</p>
	<p>Oral Communication (Listening and Speaking skills)</p>
<p>You need to know and understand how to: SA4. Communicate effectively in local language SA5. communicate with supervisor appropriately SA6. talk to others to convey information effectively</p>	
<p>B. Professional Skills</p>	<p>Problem Solving</p>
	<p>You need to know and understand how to: SB1. identify the real reason of problem faced SB2. apply problem-solving approaches in different situations SB3. refer anomalies to the supervisor SB4. seek clarification on problems from others</p>
	<p>Attention to Detail</p>
<p>You need to know and understand how to: SB5. apply good attention to detail SB6. check your work is complete and free from errors SB7. make sure every kind of communication is error free</p>	
<p>C. Technical Skills</p>	<p>You need to know and understand : SC1. communicate effectively SC2. apply leadership skills wherever required SC3. take initiative at the right place SC4. understand the requirement to be creative</p>

TSC/ N9001

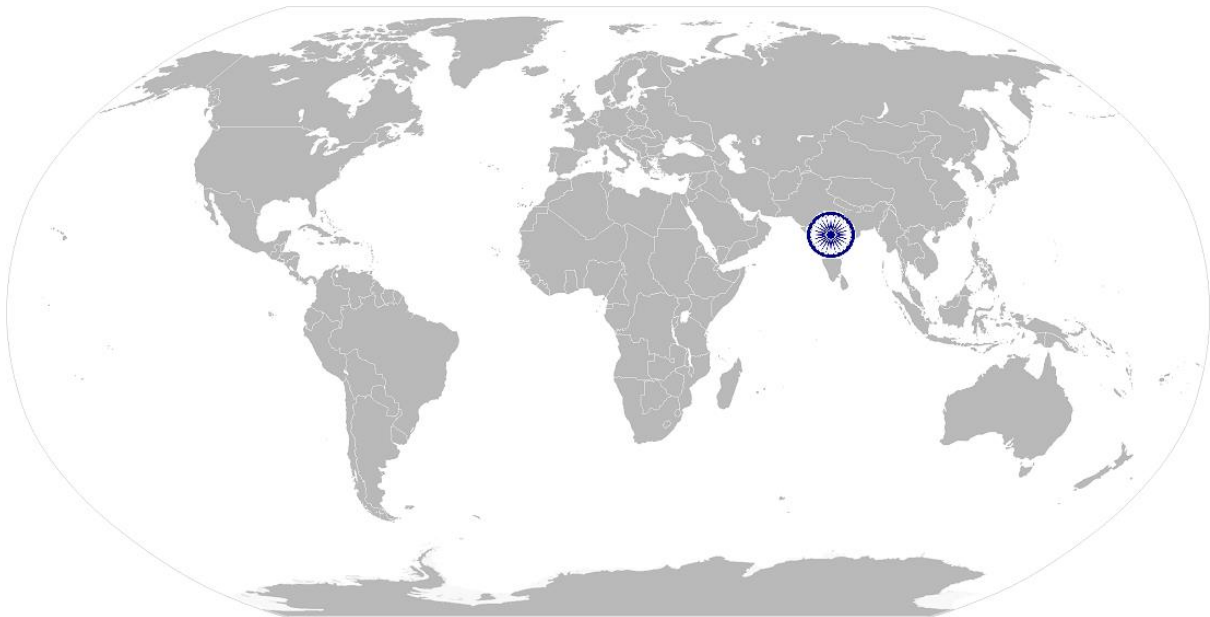
Maintaining work area, tools and machine

NOS Version Control

NOS Code	TSC/ N9001		
Credits (NSQF) [OPTIONAL]	TBD	Version number	1.0
Industry	Textile	Drafted on	15/12/14
Industry Sub-sector	Knitting	Last reviewed on	21/01/15
Occupation	Knitting	Next review date	01/03/16



National Occupational Standard



Overview

This unit is about working as part of a team in the textile industry.

TSC/ N9002

Working in a team

Unit Code	TSC/ N9002
Unit Title (Task)	Working in a team
Description	This unit is about working as a team member in the textile industry
Scope	This unit/task covers the following: <ul style="list-style-type: none"> ▪ commitment and trust ▪ communication ▪ adaptability ▪ creative freedom
Performance Criteria (PC) w.r.t. the Scope	
Elements	Performance Criteria
Commitment and trust	To be competent, you must be able to: PC1. be accountable to the own role in whole process PC2. perform all roles with full responsibility PC3. be effective and efficient at workplace
Communication	PC4. properly communicate about company policies PC5. report all problems faced during the process PC6. talk politely with other team members and colleagues PC7. submit daily report of own performance
Adaptability	PC8. adjust in different work situations PC9. give due importance to others' point of view PC10. avoid conflicting situations
Creative freedom	PC11. develop new ideas for work procedures PC12. improve upon the existing techniques to increase process efficiency
Knowledge and Understanding (K)	
A. Organizational Context	You need to know and understand: KA1. standard operating procedures (SOP) and regulations in a textile mill KA2. procedure followed to get the final output in the mill KA3. safe working practices to be adopted in textile mill KA4. reporting to the supervisor or higher authority about any grievances faced
B. Technical Knowledge	KB1. the importance of the previous and next step of the process KB2. process flow in a textile mill and the concerned workers KB3. material flow in a textile mill and the required person KB4. functions of different parts of the machine KB5. tools and equipments used KB6. guidelines for operating the machine KB7. safety procedures to be followed in the machine
Skills (S)	
A. Core Skills/ Generic Skills	Writing Skills
	You need to know and understand how to: SA1. write clear and short sentences SA2. write daily work report SA3. write grievance complaint application
	Reading Skills

TSC/ N9002

Working in a team

	SA4. comprehend written instructions SA5. read any application sent by other colleagues
	Oral Communication (Listening and Speaking skills)
	SA6. communicate with supervisor appropriately SA7. talk to co-workers to convey information effectively
B. Professional Skills	Problem Solving
	You need to know and understand how to: SB1. identify the real reason of problem faced SB2. be able to find the most effective solution to the problems faced
	Attention to Detail
	SB3. apply good attention to detail SB4. ensure every kind of communication is error free
C. Technical Skills	You need to know and understand how to: SC1. communicate effectively SC2. apply leadership skills wherever required SC3. take initiative at the right place SC4. understand the requirement to be creative

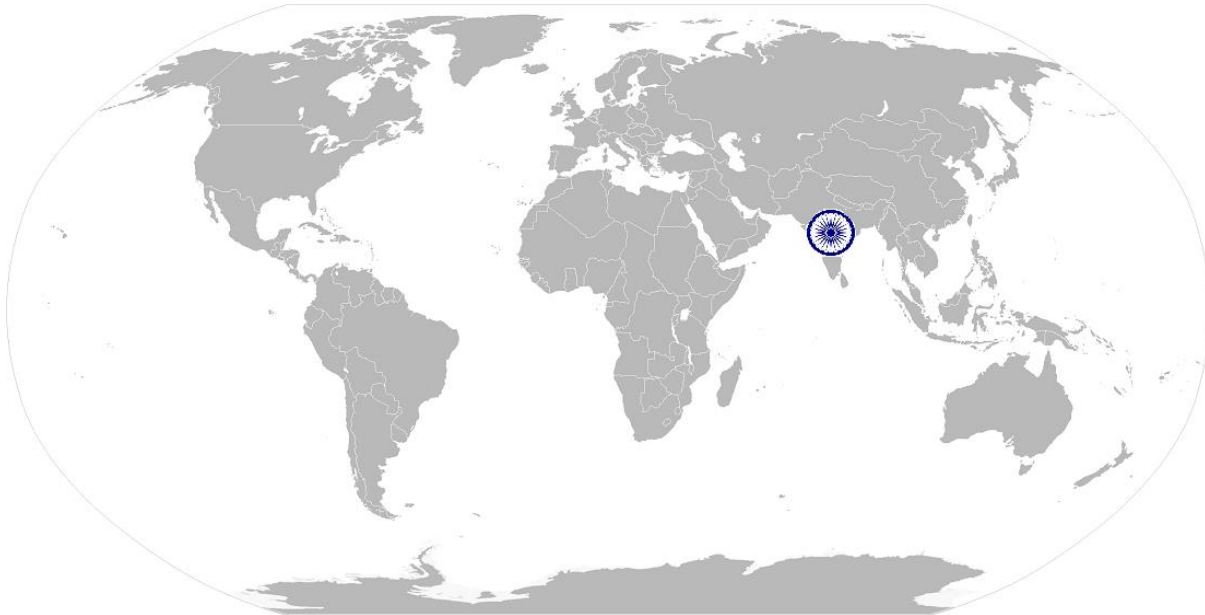


TSC/ N9002

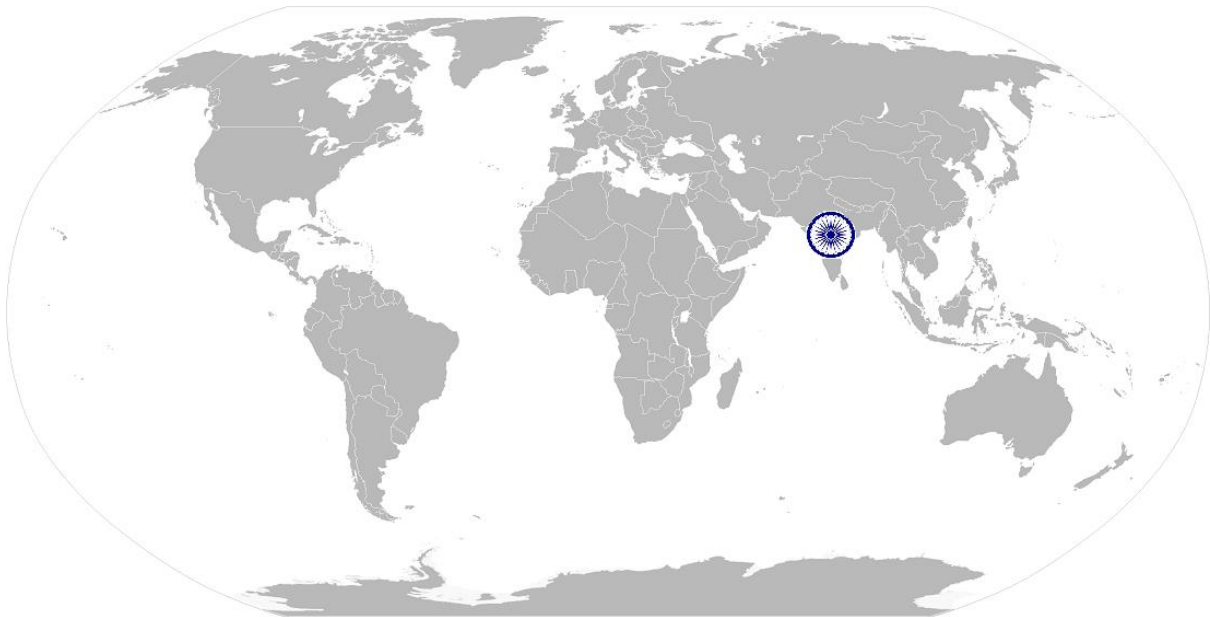
Working in a team

NOS Version Control

NOS Code	TSC/ N9002		
Credits (NSQF) [OPTIONAL]	TBD	Version number	1.0
Industry	Textile	Drafted on	15/12/14
Industry Sub-sector	Knitting	Last reviewed on	21/01/15
Occupation	Knitting	Next review date	01/03/15



National Occupational Standard



Overview

This unit is about maintaining health, safety, and security standards at workplace.

TSC/ N9003

Maintain health, safety and security at work place

Unit Code	TSC/ N9003
Unit Title (Task)	Maintain health, safety and security at work place
Description	This unit provides performance criteria, knowledge & understanding and skills & abilities required to comply with health, safety and security requirements at the workplace and covers procedures to prevent, control and minimize risk to self and others.
Scope	This unit/task covers the following: <ul style="list-style-type: none"> ▪ Comply with health, safety and security requirements at work ▪ Recognizing the hazards ▪ Planning the safety techniques ▪ Implementing the programs
Performance Criteria (PC) w.r.t. the Scope	
Elements	Performance Criteria
Comply with health, Safety and security requirements at work	To be competent, operator must be able to: <ul style="list-style-type: none"> PC1. comply with health and safety related instructions applicable to the workplace PC2. use and maintain personal protective equipment such as “ear plug”, “ nose mask “, “ head cap” etc., as per protocol PC3. carry out own activities in line with approved guidelines and procedures PC4. maintain a healthy lifestyle and guard against dependency on intoxicants PC5. follow environment management system related procedures PC6. identify and correct (if possible) malfunctions in machinery and equipment PC7. report any service malfunctions that cannot be rectified PC8. store materials and equipment in line with organisational requirements PC9. safely handle and remove waste PC10. minimize health and safety risks to self and others due to own actions PC11. seek clarifications, from supervisors or other authorized personnel in case of perceived risks PC12. monitor the workplace and work processes for potential risks and threat PC13. carry out periodic walk-through to keep work area free from hazards and obstructions, if assigned PC14. report hazards and potential risks/ threats to supervisors or other authorized personnel PC15. participate in mock drills/ evacuation procedures organized at the workplace PC16. undertake first aid, fire-fighting and emergency response training, if asked to do so PC17. take action based on instructions in the event of fire, emergencies or accidents PC18. follow organisation procedures for shutdown and evacuation when required
Recognizing the hazards	To be competent, you must be able to: <ul style="list-style-type: none"> PC19. identify different kinds of possible hazards (environmental, personal, ergonomic, chemical) of the industry PC20. recognise other possible security issues existing in the workplace
Planning the safety	PC21. recognise different measures to curb the hazards

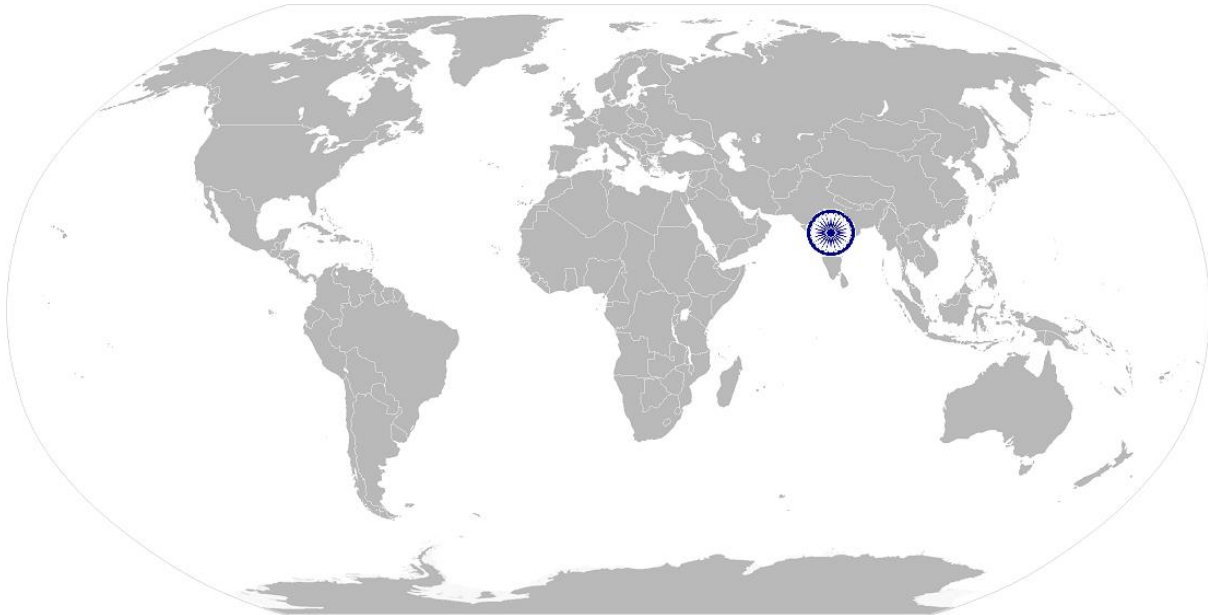
TSC/ N9003 Maintain health, safety and security at work place

techniques	
Implementing the programs	PC22. communicate the safety plan to everyone PC23. attach disciplinary rules with the implementation
Knowledge and Understanding (K)	
A. Organizational Context (Knowledge of the company/ organization and its processes)	You need to know and understand: KA1. standard operating procedures (SOP) and regulations in a textile mill KA2. safe working practices to be adopted in textile mill KA3. quality systems and other processes practiced in the textile mill KA4. health and safety related practices applicable at the workplace KA5. potential hazards, risks and threats based on nature of operations KA6. organizational procedures for safe handling of equipment and machine operations KA7. potential risks due to own actions and methods to minimize these KA8. environmental management system related procedures at the workplace KA9. layout of the plant and details of emergency exits, escape routes, emergency equipment and assembly points KA10. potential accidents and emergencies and response to these scenarios KA11. reporting protocol and documentation required KA12. details of personnel trained in first aid, fire-fighting and emergency response KA13. actions to take in the event of a mock drills/ evacuation procedures or actual accident, emergency or fire
B. Technical Knowledge	You need to know and understand: KB1. occupational health and safety risks and methods KB2. personal protective equipment and method of use KB3. identification, handling and storage of hazardous substances KB4. proper disposal system for waste and by-products KB5. signage related to health and safety and their meaning KB6. importance of sound health, hygiene and good habits KB7. ill-effects of alcohol, tobacco and drugs
Skills (S)	
A. Core Skills/ Generic Skills	Writing Skills
	You need to know and understand how to: SA1. write clear and short sentences
	Reading Skills
	SA2. read and understand the company instructions SA3. read and understand work instructions SA4. read and understand the safety guidelines
	Oral Communication (Listening and Speaking skills)
	SA1. listen to others attentively SA2. respond to emergencies, accidents or fire at the workplace SA3. evacuate the premises and help others in need while doing so SA4. the value of physical fitness, personal hygiene and good habits SA5. talk with others politely
B. Professional Skills	Decision Making
	SB1. identify correct safety measure for particular hazard

TSC/ N9003

Maintain health, safety and security at work place

	SB2. make required safety plans as and when required
	SB3. raise alarm in case of emergency
	Analytical Thinking
	SB4. know the use of correct safety measure whenever required
	Attention to Detail
	SB5. be attentive to details SB6. be careful to avoid occurrence of hazards
C. Technical Skills	You need to know and understand : SC1. maintenance of neatness at work SC2. procedure for reporting unwanted behavior

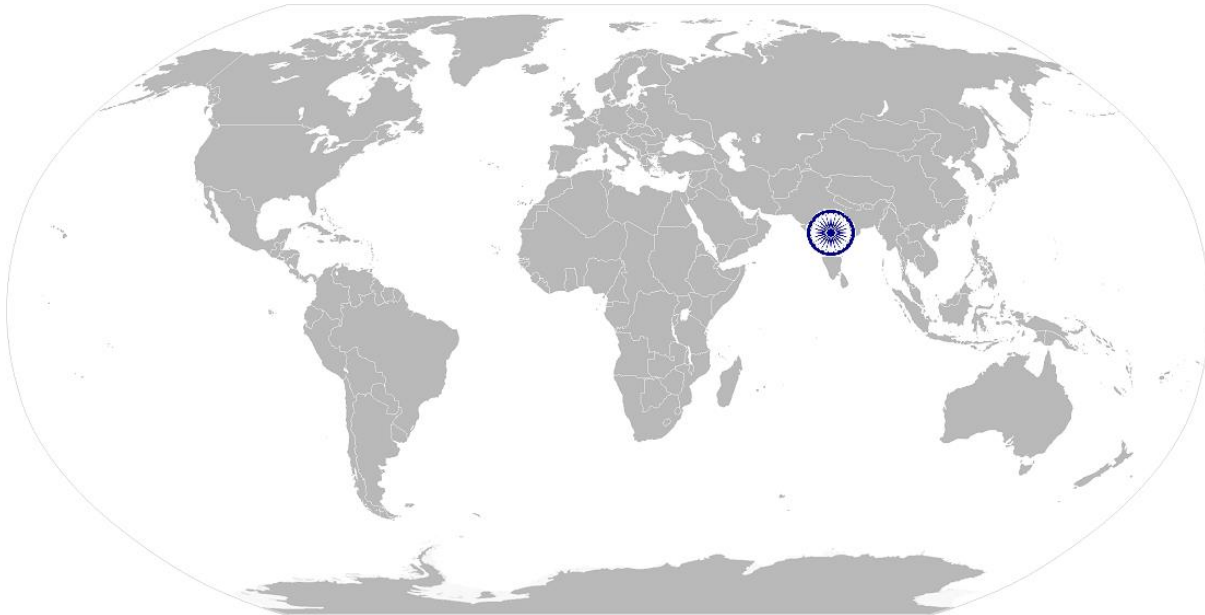


TSC/ N9003

Maintain health, safety and security at work place

NOS Version Control

NOS Code	TSC/ N9003		
Credits (NSQF) [OPTIONAL]	TBD	Version number	1.0
Industry	Textile	Drafted on	15/12/14
Industry Sub-sector	Knitting	Last reviewed on	21/01/15
Occupation	Knitting	Next review date	01/03/15



TSC/ N9004

Comply with industry and organizational requirements

National Occupational Standard



Overview

This unit is about knowing, understanding, and complying with the requirements of the organization and the textile industry.

TSC/ N9004

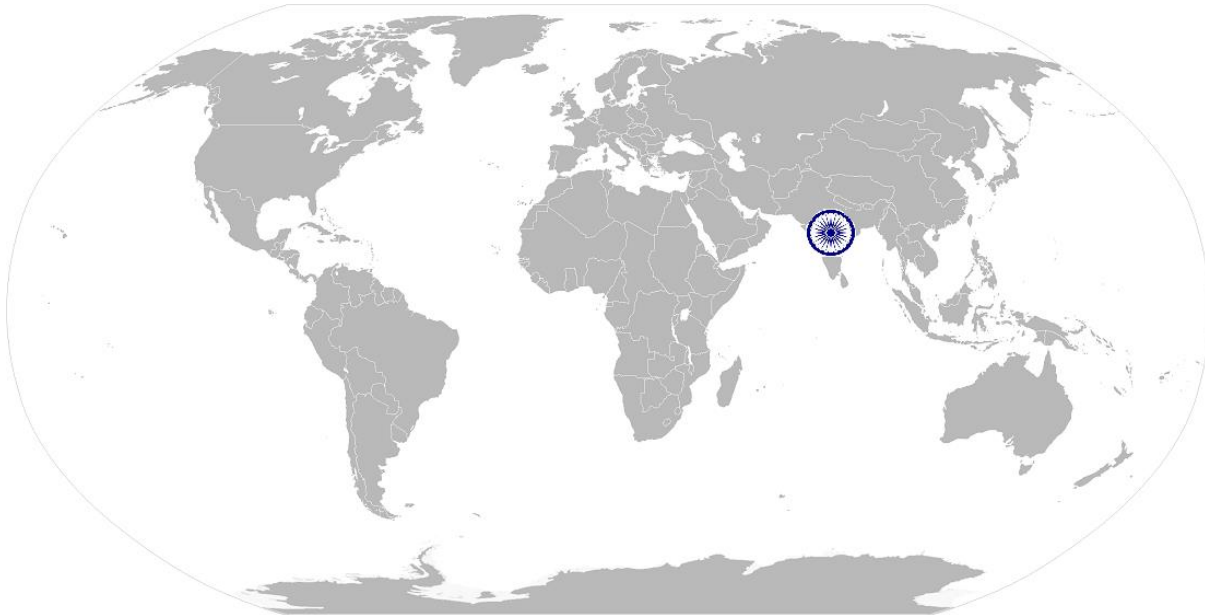
Comply with industry and organizational requirements

National Occupational Standard	Unit Code	TSC/ N9004
	Unit Title (Task)	Comply with industry and organizational requirements
	Description	This unit is about knowing, understanding, and complying with the requirements of the organization and the textile industry
	Scope	<p>This unit/task covers the following:</p> <ul style="list-style-type: none"> ▪ self development ▪ team work ▪ organizational standards ▪ industry standards
	Performance Criteria (PC) w.r.t. the Scope	
	Elements	Performance Criteria
	Self- development	<p>To be competent, you must be able to:</p> <p>PC1. perform own duties effectively</p> <p>PC2. take responsibility for own actions</p> <p>PC3. be accountable towards the job role and assigned duties</p> <p>PC4. take initiative and innovate the existing methods</p> <p>PC5. focus on self-learning and improvement</p>
	Team work	<p>PC6. co-ordinate with all the team members and colleagues</p> <p>PC7. communicate politely</p> <p>PC8. avoid conflicts and miscommunication</p>
	Organizational standards	<p>PC9. know the organisational standards</p> <p>PC10. implement them in your performance</p> <p>PC11. motivate others to follow them</p>
	Industry standards	<p>PC12. know the industry standards</p> <p>PC13. align them with organisation standards</p>
	Knowledge and Understanding (K)	
	<p>A. Organizational Context (Knowledge of the company/ organization and its processes)</p>	<p>You need to know and understand:</p> <p>KA1. standard operating procedures (SOP)and regulations in a textile mill</p> <p>KA2. reporting to the supervisor or higher authority</p> <p>KA3. knowledge of organization standards</p> <p>KA4. knowledge of industry standards</p>
	<p>B. Technical Knowledge</p>	<p>You need to know and understand:</p> <p>KB1. process and material flow in a textile mill</p> <p>KB2. importance of complying with the standards</p> <p>KB3. guidelines for cleaning the various parts of machine</p>
Skills (S)		
<p>A. Core Skills/ Generic Skills</p>	<p>Writing Skills</p> <p>You need to know and understand how to:</p> <p>SA1. write clear and short sentences</p>	

TSC/ N9004

Comply with industry and organizational requirements

	Reading Skills
	You need to know and understand how to: SA2. read the given instructions SA3. comprehend written instructions
	Oral Communication (Listening and Speaking skills)
	SA4. talk effectively with others SA5. put forward your point SA6. listen to others
B. Technical skills	you need to know and understand : SC1. Organizational requirements SC2. your responsibilities at the workplace SC3. procedure to comply with the industry standards

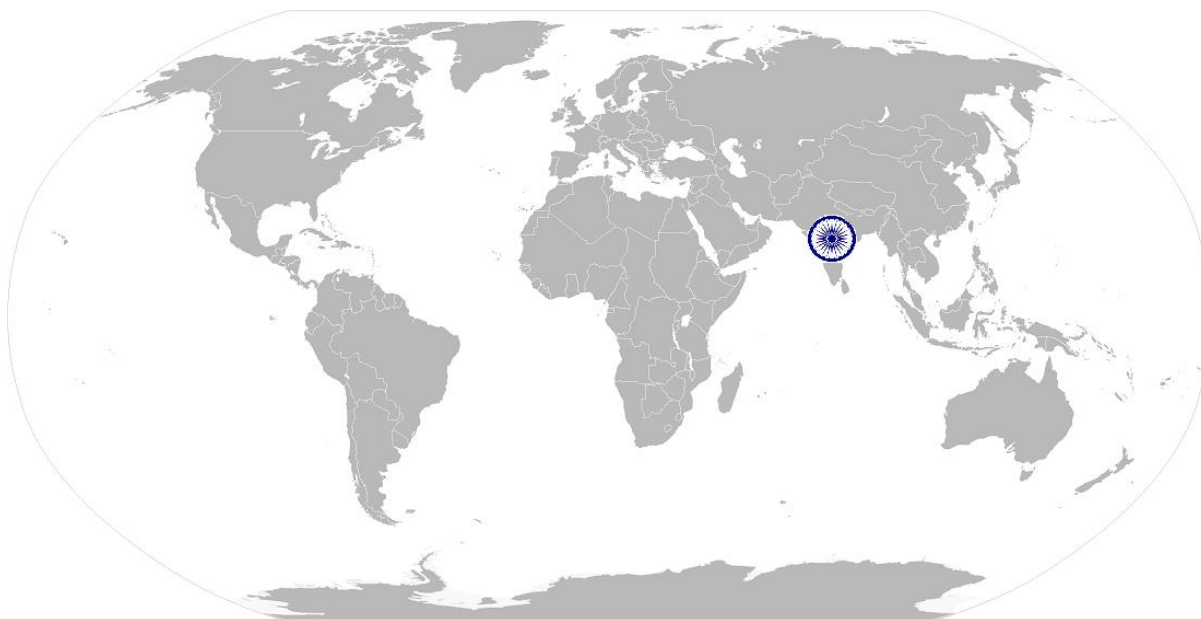


TSC/ N9004

Comply with industry and organizational requirements

NOS Version Control

NOS Code	TSC/N 9004		
Credits (NSQF) [OPTIONAL]	TBD	Version number	1.0
Industry	Textile	Drafted on	15/12/14
Industry Sub-sector	Knitting	Last reviewed on	21/01/15
Occupation	Knitting	Next review date	01/03/15



Assessment Criteria

Job Role: Knitting Machine Operator - Circular Knitting
Qualification Pack: Knitting Machine Operator - Circular Knitting
Sector Skill Council: Textile Sector Skill Council

Guidelines for assessment :-

1. Criteria for assessment for each qualification pack will be created by the Sector Skill Council. Each performance criteria (PC) will be assigned marks proportional to its importance in NOS. SSC will also lay down proportion of marks for theory & skill practical for each PC.
2. The assessment for the theory part will be based on knowledge bank of question created by the SSC.
3. Individual assessment agencies will create unique evaluations for skill practical for every student at each examination/training centre (as per assessment criteria below).
4. To pass the qualification pack, every trainee should score a minimum of 80%.

National Occupational Standards (NOS)	Performance Criteria (PC)	Total Marks	Out Of	Marks Allocation		
				Theory	Skills Practical	Viva
1. TSC/N4101 (Taking charge of shift and handing over shift to operator)	PC1. reach at least 10 - 15 minutes early to the work place	75	4	1	1	2
	PC2. bring the necessary operational tools to the department		5	1	2	2
	PC3. meet the previous shift operator and collect the information regarding the count, process, issues faced in quality, current beam production followed in the knitting department.		7	2	3	2
	PC4. be updated on information regarding the current order such as it is for which company and other details.		6	2	2	2
	PC5. ensure proper functioning of machine and problems if any should be reported to the supervisor and maintenance in- charge.		6	2	2	2
	PC6. understand and be informed about the current order quantity and balance quantity.		3	1	1	1
	PC7. be updated on the new order fabric details and quantity.		3	1	1	1
	PC8. contribute in overall department cleanliness.		4	1	2	1

Assessment Criteria

	PC9. clean the machine and department before handing over the shift.		4	1	1	2
	PC10. hand over the necessary operational tools if any.		3	1	1	1
	PC11. meet the next shift operator and give the information regarding the count, GSM, loop length, process, issues faced in quality, and current fabric production followed in the knitting department.		3	1	1	1
	PC12. note the production details for the current shift		4	1	1	2
	PC13. Ensure proper functioning of the machine and problems if any, should be reported to the supervisor and maintenance in- charge.		7	2	2	3
	PC14. give details to the next shift operator about the current order quality, quantity and balance quantity.		8	2	4	2
	PC15. convey information regarding new order fabric details and quantity		8	2	2	4
	Total		75	21	26	28
		Weightage %		27%	36%	37%
2. TSC/N4102 (Operate a circular knitting machine)						
	PC1. start the machine	180	4	1	2	1
	PC2. operate the control switches for starting and stopping the knitting machine		5	1	2	2
	PC3. follow the signal lamps used in machines		4	1	1	2
	PC4. ensure proper functioning of the knitting machine by verifying in the display panel		6	2	2	2
	PC5. ensure the machines are operated in accordance with workplace procedures.		8	2	4	2
	PC6. ensure the yarns are run through correct yarn-paths at operating tensions according to machine-builder's instructions and workplace procedures.		7	2	3	2
	PC7. ensure the yarns are creeled and ends joined in accordance with workplace procedures.		6	2	2	2

Assessment Criteria

PC8. ensure the production is monitored for faults, and variations notified, in accordance with workplace procedures.	4	1	2	1
PC9. ensure the machines are monitored for continuous functioning of all systems, and variations notified, in accordance with workplace procedures.	5	1	2	2
PC10. ensure the production is removed from machines in accordance with workplace procedures.	4	1	1	2
PC11. ensure the documentation of production is completed in accordance with workplace procedures.	6	2	2	2
PC12. ensure the machines are lubricated as directed in accordance with workplace procedures.	5	1	2	2
PC13. ensure the yarn paths; eyelets, knitting heads, machines, and working environment are clean and free of contamination in accordance with workplace procedures.	5	1	2	2
PC14. check whether the yarns are properly fed in the knitting machine	5	1	2	2
PC15. knot the yarn during breakage	4	1	1	2
PC16. view the display panel or signal and identify the reasons for machine stoppages if any	4	1	1	2
PC17. ensure the knitting machine is running in the set speed by viewing the display panel	8	2	4	2
PC18. ensure the working area is clean	5	1	2	2
PC19. re-thread incorrectly-positioned yarns, broken yarns or new ends and join in accordance with workplace procedures	4	1	2	1
PC20. fix fabric press-off in accordance with machine-type and workplace procedures.	3	1	1	1
PC21. reset machines for restart in accordance with workplace procedures.	4	1	2	1
PC22. check range after fault correction, style changes, and pattern changes	4	1	2	1
PC23. ensure the positive feeder is working properly and yarn is uniformly fed into feeder.	4	1	2	1

Assessment Criteria

	PC24. support the fitter for carrying out maintenance activities		4	1	2	1
	PC25. ensure the GSM, loop length variation is within the limits and if it's abnormal report it to superiors.		4	1	2	1
	PC26. inform the supervisor and maintenance in- charge in case of a jam		4	1	2	1
	PC27. support the fitter during minor breakdown		4	1	1	2
	PC28. ensure ancillary process machines are operated in accordance with machine-builder's instructions and workplace procedures.		8	2	4	2
	PC29. ensure proper material handling of yarn, cone and empty cone		4	1	2	1
	PC30. ensure proper material handling of tools and equipments		4	1	2	1
	PC31. ensure safety while operating the card		3	1	1	1
	PC32. ensure the fabric produced is free from outside damages		4	1	2	1
	PC33. weigh collected usable waste at shift end and place it in the specified area		4	1	2	1
	PC34. inform superiors immediately, if any break down or fault in the machine is noticed		5	1	2	2
	PC35. ensure the proper functioning of signal lamps		5	1	2	2
	PC36. ensure that machine is always working properly, if any deviation, inform superiors immediately		4	2	1	1
	PC37. Identify yarn wastes by fibre content and sort it according to workplace procedures		5	1	2	2
	PC38. Identify fabric wastes and sort it according to workplace procedures.		4	1	1	2
	Total		180	46	74	60
		Weightage %		26%	39%	34%
3 . TSC/N4103 (Knotting the	PC1. identity whether the machine stoppage by viewing the signal lamps and in display panel	100	6	2	2	2

Assessment Criteria

yarn and fabric and take off the fabric roll in the knitting machine)	PC2. identify the reasons for yarn breakage		8	2	4	2
	PC3. ensure minimum time is taken for attending the yarn breakage.		6	2	2	2
	PC4. unwind the yarn from cone		4	1	2	1
	PC5. ensure proper knotting		4	1	2	1
	PC6. draw the yarn through the guide, guide rollers and pass it through the stopmotion ,positive feeder in delivery zone		8	2	4	2
	PC7. ensure proper functioning of knitting machine post knotting		6	2	2	2
	PC8. collect the wastes collected during knotting and store the waste at respective waste box		4	1	2	1
	PC9. segregate the reusable wastes and weigh and record them in a register		6	2	3	1
	PC10. ensure standard knotting procedure is adopted and quality of knotting is as per standards		8	2	4	2
	PC11. ensure minimum time is taken for knotting the yarn.		6	1	4	1
	PC12. ensure safety while carrying out knotting activity		4	1	2	1
	PC13. verify the quality of knotting done in the yarn		8	2	4	2
	PC14. ensure yarn tension in the creeling section is appropriate		4	1	2	1
	PC15. ensure proper functioning of the machine		4	1	2	1
	PC16. ensure proper functioning of knitting machine post fabric take off		6	2	2	2
	PC17. ensure proper material handling of yarn, cone and empty cone		4	1	2	1
	PC18. ensure proper material handling of tools and equipments		4	1	2	1
		Total		100	27	47
		Weightage %		27%	47%	26%
4 . TSC/N4104 (Repair yarn	PC1. rethread the incorrectly-positioned yarns in accordance with workplace procedures	45	9	3	3	3

Assessment Criteria

related faults)	PC2. Identify the reasons for yarn breakage		10	2	5	3
	PC3. join the broken yarns or new ends in accordance with workplace procedures.		9	3	4	2
	PC4. fix fabric press-offs are in accordance with machine-type and workplace procedures.		9	3	3	3
	PC5. reset machine for restart in accordance with workplace procedures range after fault correction, style changes, pattern changes		8	1	4	3
	Total		45	12	19	14
		Weightage %		26%	42%	32%
5.TSC/N9001 (Maintaining work area, tools and machines)	PC1. handle materials, machinery, equipment and tools with care and use them in the correct way	50	4	1	2	1
	PC2. use correct lifting and handling procedures		4	1	2	1
	PC3. use materials to minimize waste		3	1	1	1
	PC4. maintain a clean and hazard free working area		3	1	1	1
	PC5. maintain tools and equipment		4	2	1	1
	PC6. carry out running maintenance within agreed schedules		4	1	2	1
	PC7. carry out maintenance and/or cleaning within one's responsibility		4	1	2	1
	PC8. report unsafe equipment and other dangerous occurrences		4	1	2	1
	PC9. ensure that the correct machine guards are in place		3	1	1	1
	PC10. work in a comfortable position with the correct posture		3	1	1	1
	PC11. use cleaning equipment and methods appropriate for the work to be carried out		3	1	1	1
	PC12. dispose of waste safely in the designated location		4	1	2	1
	PC13. store cleaning equipment safely after use		3	1	1	1

Assessment Criteria

	PC14. carry out cleaning according to schedules and limits of responsibility		4	1	2	1
	Total		50	15	21	14
		Weightage %		30%	42%	28%
6.TSC/N9002 (Working in a team)	PC1. be accountable to the own role in whole process	50	4	2	1	1
	PC2. perform all roles with full responsibility		4	2	1	1
	PC3. be effective and efficient at workplace		4	1	2	1
	PC4. properly communicate about company policies		4	1	1	2
	PC5. report all problems faced during the process		4	1	1	2
	PC6. talk politely with other team members and colleagues		4	1	1	2
	PC7. submit daily report of own performance		5	2	2	1
	PC8. adjust in different work situations		4	2	1	1
	PC9. give due importance to others' point of view		4	2	1	1
	PC10. avoid conflicting situations		5	1	2	2
	PC11. develop new ideas for work procedures		4	1	2	1
	PC12. improve upon the existing techniques to increase process efficiency		4	1	2	1
	Total		50	17	17	16
		Weightage %		34%	34%	32%
7.TSC/N9003 (Maintain health, safety and security at work place)	PC1. comply with health and safety related instructions applicable to the workplace	100	5	2	2	1
	PC2. use and maintain personal protective equipment such as " ear plug" " nose mask " " head cap" etc., as per protocol		5	2	2	1
	PC3. carry out own activities in line with approved guidelines and procedures		4	2	1	1
	PC4. maintain a healthy lifestyle and guard against dependency on intoxicants		4	2	1	1

Assessment Criteria

PC5. follow environment management system related procedures	4	2	1	1
PC6. identify and correct (if possible) malfunctions in machinery and equipment	5	2	2	1
PC7. report any service malfunctions that cannot be rectified	4	2	1	1
PC8. store materials and equipment in line with organisational requirements	4	1	2	1
PC9. safely handle and remove waste	4	1	2	1
PC10. minimize health and safety risks to self and others due to own actions	5	2	2	1
PC11. seek clarifications, from supervisors or other authorized personnel in case of perceived risks	4	2	0	2
PC12. monitor the workplace and work processes for potential risks and threat	5	2	2	1
PC13. carry out periodic walk-through to keep work area free from hazards and obstructions, if assigned	5	2	2	1
PC14. report hazards and potential risks/ threats to supervisors or other authorized personnel	4	1	2	1
PC15. participate in mock drills/ evacuation procedures organized at the workplace	4	2	2	0
PC16. undertake first aid, fire-fighting and emergency response training, if asked to do so	5	2	2	1
PC17. take action based on instructions in the event of fire, emergencies or accidents	5	2	2	1
PC18. follow organisation procedures for shutdown and evacuation when required	4	2	1	1
PC19. identify different kinds of possible hazards (environmental, personal, ergonomic, chemical) of the industry	4	2	1	1
PC20. recognise other possible security issues existing in the workplace	4	2	1	1
PC21. recognise different measures to curb the hazards	4	2	1	1
PC22. communicate the safety plan to	4	2	1	1

Assessment Criteria

	everyone					
	PC23. attach disciplinary rules with the implementation		4	2	1	1
	Total		100	43	34	23
		Weightage %		43%	34%	23%
8.TSC/N9004 (Comply with industry and organizational requirements)						
	PC1. perform own duties effectively	50	4	1	2	1
	PC2. take responsibility for own actions		4	1	2	1
	PC3. be accountable towards the job role and assigned duties		4	2	1	1
	PC4. take initiative and innovate the existing methods		3	1	1	1
	PC5. focus on self-learning and improvement		4	1	2	1
	PC6. co-ordinate with all the team members and colleagues		4	1	2	1
	PC7. communicate politely		4	1	1	2
	PC8. avoid conflicts and miscommunication		4	1	2	1
	PC9. know the organisational standards		4	2	1	1
	PC10. implement them in your performance		4	1	2	1
	PC11. motivate others to follow them		3	1	1	1
	PC12. know the industry standards		4	3	1	0
	PC13. align them with organisation standards		4	2	1	1
	Total		50	18	19	13
		Weightage %		40%	40%	20%
	Grand Total		650	199	257	194