

## QUALIFICATIONS PACK - OCCUPATIONAL STANDARDS FOR TEXTILE SECTOR

### What are Occupational Standards(OS)?

- OS describe what individuals need to do, know and understand in order to carry out a particular job role or function
- OS are performance standards that individuals must achieve when carrying out functions in the workplace, together with specifications of the underpinning knowledge and understanding

#### Contact Us:

Textile SSC

E-mail: [ceo@texskill.in](mailto:ceo@texskill.in)



## Contents

1. Introduction and Contacts.....P.1
2. Qualifications Pack.....P.2
3. Glossary of Key Terms.....P.3
4. NOS Units.....P.5

## Introduction

### Qualifications Pack – Package Dyeing Machine Operator

**SECTOR:** TEXTILE

**SUB-SECTOR:** PROCESSING

**OCCUPATION:** DYEING & PRINTING

**REFERENCE ID:** TSC/ Q 5203

**ALIGNED TO:** NCO-2004 / 8264.69

**Brief Job Description:** A Package Dyeing Machine Operator is responsible for scouring, bleaching and dyeing of fibre/ yarn .This job requires the individual to have thorough knowledge of process flow and material flow in a processing mill for yarn production and should know about the important functions and operations of a Package Dyeing machine.

**Personal Attributes:** A Package Dyeing Machine Operator should have good eyesight, matching skills and vision. He/she should also have good interpersonal skills.

Job Details	<b>Qualifications Pack Code</b>	<b>TSC/Q 5203</b>		
	<b>Job Role</b>	<b>Package Dyeing Machine Operator</b>		
	<b>Credits (NSQF)</b>	<b>TBD</b>	<b>Version number</b>	<b>1.0</b>
	<b>Sector</b>	<b>Textile</b>	<b>Drafted on</b>	<b>15/12/15</b>
	<b>Sub-sector</b>	<b>Processing</b>	<b>Last reviewed on</b>	<b>25/02/15</b>
	<b>Occupation</b>	<b>Dyeing &amp; Printing</b>	<b>Next review date</b>	<b>01/03/16</b>
<b>Job Role</b>	<b>Package Dyeing Machine Operator</b>			
<b>Role Description</b>	To carry out scouring, bleaching and dyeing of fibre or yarn using a Package Dyeing Machine, as specified under Job Order			
<b>NSQF level</b>	4			
<b>Minimum Educational Qualifications</b>	10 <sup>th</sup> standard, preferably			
<b>Maximum Educational Qualifications</b>	N/A			
<b>Training</b> (Suggested but not mandatory)	Three to six months of training in textile processing.			
<b>Experience</b>	Preferably 1-2 years in textile processing			
<b>National Occupational Standards (NOS)</b>	<p><b>Compulsory:</b></p> <ol style="list-style-type: none"> <li><a href="#">TSC/N5207 Taking charge of shift and handing over shift to operator</a></li> <li><a href="#">TSC/N5208 Operating the Package Dyeing Machine</a></li> <li><a href="#">TSC/N5209 Checking the quality of dyed/bleached Yarn/Fiber</a></li> <li><a href="#">TSC/ N9001 Maintain work area, tools and machines</a></li> <li><a href="#">TSC/ N9002 Working in a team</a></li> <li><a href="#">TSC/ N9003 Maintain health, safety and security at workplace</a></li> <li><a href="#">TSC/ N9004 Comply with industry and organizational requirement</a></li> </ol> <p><b>Optional:</b> Not Applicable</p>			
<b>Performance Criteria</b>	As described in the relevant OS units			

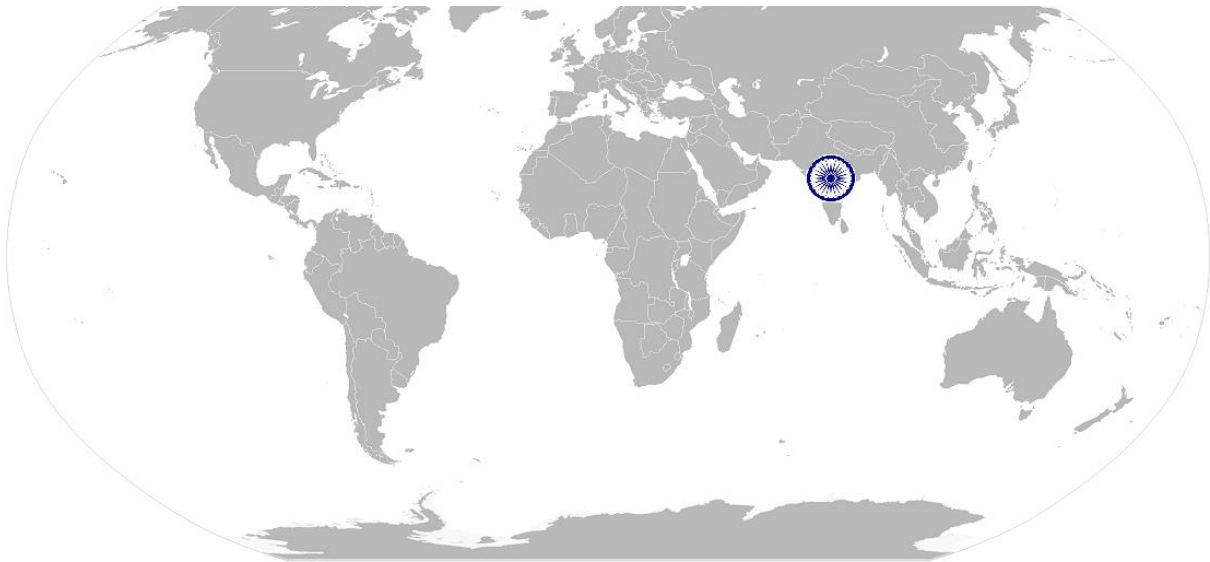
**Table 1: Glossary of Key Terms**

Definitions	Keywords /Terms	Description
	Sector	Sector is a conglomeration of different business operations having similar businesses and interests. It may also be defined as a distinct subset of the economy whose components share similar characteristics and interests.
	Sub-sector	Sub-sector is derived from a further breakdown based on the characteristics and interests of its components.
	Vertical	Vertical may exist within a sub-sector representing different domain areas or the client industries served by the industry.
	Occupation	Occupation is a set of job roles, which perform similar/related set of functions in an industry.
	Function	Function is an activity necessary for achieving the key purpose of the sector, occupation, or area of work, which can be carried out by a person or a group of persons. Functions are identified through functional analysis and form the basis of OS.
	Sub-functions	Sub-functions are sub-activities essential to fulfill the achieving the objectives of the function.
	Job role	Job role defines a unique set of functions that together form a unique employment opportunity in an organization.
	Occupational Standards (OS)	OS specify the standards of performance an individual must achieve when carrying out a function in the workplace, together with the knowledge and understanding they need to meet that standard consistently. Occupational Standards are applicable both in the Indian and global contexts.
	Performance Criteria	Performance Criteria are statements that together specify the standard of performance required when carrying out a task.
	National Occupational Standards (NOS)	NOS are Occupational Standards which apply uniquely in the Indian context.
	Qualifications Pack Code	Qualifications Pack Code is a unique reference code that identifies a qualifications pack.
	Qualifications Pack(QP)	Qualifications Pack comprises the set of OS, together with the educational, training and other criteria required to perform a job role. A Qualifications Pack is assigned a unique qualification pack code.
Unit Code	Unit Code is a unique identifier for an OS unit, which can be denoted with either an 'O' or an 'N'.	
Unit Title	Unit Title gives a clear overall statement about what the incumbent should be able to do.	

Description	Description gives a short summary of the unit content. This would be helpful to anyone searching on a database to verify that this is the appropriate OS they are looking for.
Scope	Scope is the set of statements specifying the range of variables that an individual may have to deal with in carrying out the function which have a critical impact on the quality of performance required.
Knowledge and Understanding	Knowledge and Understanding are statements which together specify the technical, generic, professional and organizational specific knowledge that an individual needs in order to perform to the required standard.
Organizational Context	Organizational Context includes the way the organization is structured and how it operates, including the extent of operative knowledge managers have of their relevant areas of responsibility.
Technical Knowledge	Technical Knowledge is the specific knowledge needed to accomplish specific designated responsibilities.
Core Skills/Generic Skills	Core Skills or Generic Skills are a group of skills that are key to learning and working in today's world. These skills are typically needed in any work environment. In the context of the OS, these include communication related skills that are applicable to most job roles.
Helpdesk	Helpdesk is an entity to which the customers will report their IT problems. IT Service Helpdesk Attendant is responsible for managing the helpdesk.
<b>Keywords /Terms</b>	<b>Description</b>
SSC	Sector Skill Council
OS	Occupational Standard(s)
NOS	National Occupational Standard(s)
QP	Qualifications Pack
NSQF	National Skill Qualifications Framework
NCO	National Classifications of Occupation
TBD	To Be Determined
TSC	Textile Sector Skill Council
NSDC	National Skill Development Corporation

**Acronyms**

# National Occupational Standard



## Overview

This unit is about taking charge of shift and handing over shift to operator

TSC/N 5207

Taking charge of shift and handing over shift to operator

<b>Unit Code</b>	<b>TSC/N 5207</b>
<b>Unit Title (Task)</b>	<b>Taking charge of shift and handing over shift to operator</b>
<b>Description</b>	This unit is about taking charge of shift from previous shift operator and relieving the responsibilities to the next shift operator
<b>Scope</b>	<b>This unit/task covers the following:</b> <ul style="list-style-type: none"> <li>▪ taking charge of shift</li> <li>▪ handing over shift</li> </ul>
<b>Elements</b>	<b>Performance Criteria</b>
Taking charge of shift	<p>To be competent, you must be able to:</p> <p>PC1. come at least 10 - 15 minutes earlier to the work place</p> <p>PC2. bring the necessary operational tools to the department</p> <p>PC3. meet the previous shift operator and discuss with him/ her regarding the issues faced by them with respect to the quality or production or spare or safety or any other specific instruction etc.</p> <p>PC4. understand the fabric being processed &amp; process running on the machine</p> <p>PC5. ensure the technical details are mentioned on the job card display on the machine</p> <p>PC6. should check for the availability of the spare trolley for unloading the fabric</p> <p>PC7. should check the next batch to be processed is ready near the machine</p> <p>PC8. must ensure the required dyes &amp; chemicals are already weighed &amp; prepared</p> <p>PC9. should check the cleanliness of the machines &amp; other work areas</p> <p>PC10. question the previous shift operator for any deviation in the above and should bring the same to the knowledge of his/ her shift superior as well that of the previous shift as well.</p>
Handing over shift	<p>PC11. hand over the shift to the incoming operator in a proper manner</p> <p>PC12. ensure in providing the details regarding fabric quality &amp; the process running on the machine</p> <p>PC13. provide all relevant information regarding the stoppages or breakdown in the machine, any damage to the fabric or machine.</p> <p>PC14. ensure the empty trolley is near the machine for unloading the fabric</p> <p>PC15. ensure the next lot to be processed is ready near the machine already stitched &amp; arranged properly</p> <p>PC16. ensure the required dyes &amp; chemicals for the next lot or next process are weighed &amp; prepared</p> <p>PC17. get clearance from the incoming counterpart before leaving the work spot</p> <p>PC18. report to his/ her shift superiors as well as that of the incoming shift operator in case his/ her counterpart doesn't report for the incoming shift</p> <p>PC19. ensure the shift has to be properly handed over to the incoming shift operator</p>

**TSC/N 5207**

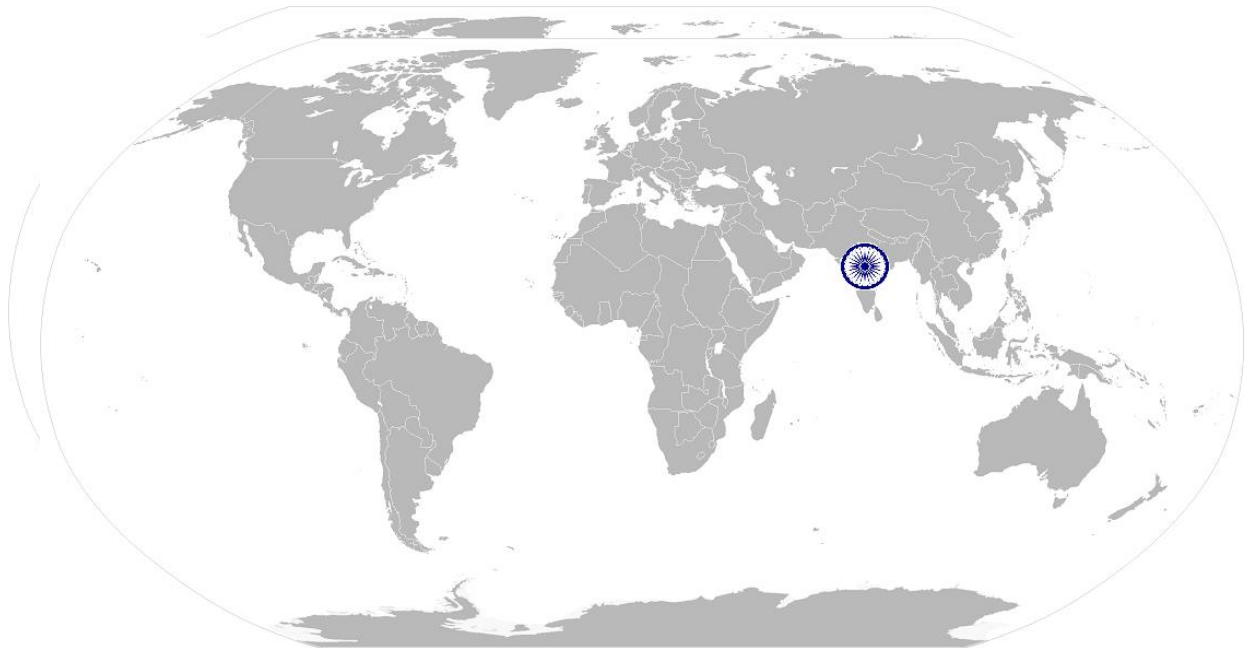
**Taking charge of shift and handing over shift to operator**

	<p>PC20. report to his/ her shift superior about the quality / production / safety issues/ any other issue faced in his/ her shift and should leave the department only after getting concurrence for the same from his/ her superiors</p> <p>PC21. collect the wastes from waste collection bags, weigh them and transport to storage area</p> <p>PC22. ensure the machine and its work place is clean</p>
<b>Knowledge and Understanding (K)</b>	
<p><b>A. Organizational Context</b> (Knowledge of the company/ organization and its processes)</p>	<p>You need to know and understand:</p> <p>KA1. standard operating procedure (SOP) and regulations in processing unit</p> <p>KA2. procedure followed to get the final output in processing unit</p> <p>KA3. safe working practices to be adopted in processing unit</p> <p>KA4. how to report to the supervisor or higher authority about any grievances faced</p>
<p><b>B. Technical Knowledge</b></p>	<p>You need to know and understand:</p> <p>KB1. the importance of quality &amp; productivity</p> <p>KB2. various defects in the fabric due to yarn, weaving or processing</p> <p>KB3. reasons for various defects in the fabric due to processing &amp; their remedy</p> <p>KB4. process flow in a processing unit</p> <p>KB5. material flow in a processing unit</p> <p>KB6. functions of various controls of the machine</p> <p>KB7. importance of material handling and types of material handling equipment being used</p> <p>KB8. importance of cleanliness at workplace</p> <p>KB9. functions and methodology for operating different material handling equipment</p> <p>KB10. the functions of various alarm signals</p> <p>KB11. guidelines for operating the machine</p> <p>KB12. guidelines for taking charge of shift from previous shift operator</p> <p>KB13. guidelines for handing over the shift to the next shift operator</p> <p>KB14. safety procedures to be followed while operating the machine</p>
<b>Skills (S)</b>	
<p><b>A. Core Skills/ Generic Skills</b></p>	<b>Reading Skills</b>
	<p>You need to know and understand how to:</p> <p>SA1. comprehend written instructions</p> <p>SA2. read any application sent by other colleagues</p>
	<b>Oral Communication (Listening and Speaking skills)</b>
	<p>You need to know and understand how to:</p> <p>SA3. communicate in simple language orally</p> <p>SA4. communicate with supervisor appropriately</p> <p>SA5. talk to others to convey information effectively</p>
<p><b>B. Professional Skills</b></p>	<b>Problem Solving</b>
	<p>You need to know and understand how to:</p> <p>SB1. identify the real reason of problem faced</p>

**TSC/N 5207**

**Taking charge of shift and handing over shift to operator**

	SB2. apply problem-solving approaches in different situations SB3. refer anomalies to the supervisor SB4. seek clarification on problems from others
	<b>Attention to Detail</b>
	You need to know and understand how to: SB5. apply good attention to detail SB6. check your work is complete and free from errors SB7. make sure every kind of communication is error free
<b>C. Technical Skills</b>	You need to know and understand how to: SC1. operate the machine SC2. operate various valve & traps SC3. operate different material handling tools and equipment SC4. check the quality of processed fabric SC5. maintain cleanliness at work place





**TSC/N 5207**

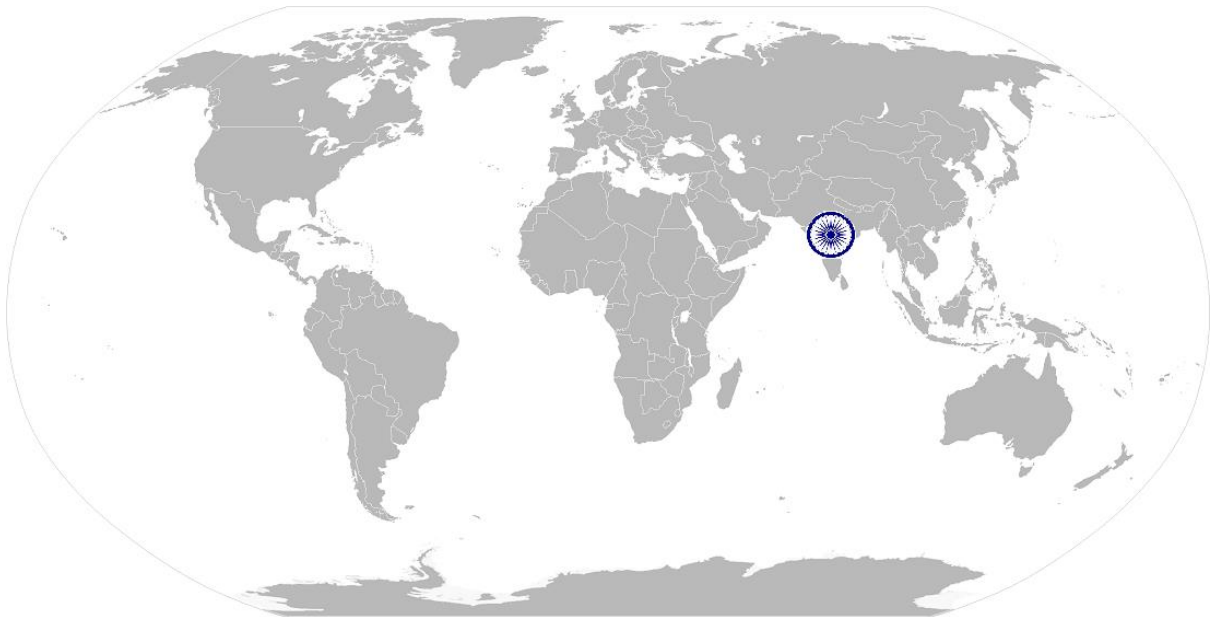
**Taking charge of shift and handing over shift to operator**

**NOS Version Control**

<b>NOS Code</b>	<b>TSC/N 5207</b>		
<b>Credits (NSQF)</b>	<b>TBD</b>	<b>Version number</b>	<b>1.0</b>
<b>Industry</b>	<b>Textile</b>	<b>Drafted on</b>	<b>15/12/15</b>
<b>Industry Sub-sector</b>	<b>Processing</b>	<b>Last reviewed on</b>	<b>25/02/15</b>
<b>Occupation</b>	<b>Dyeing &amp; Printing</b>	<b>Next review date</b>	<b>01/03/16</b>



# National Occupational Standard



## Overview

This unit is about operating the Package Dyeing Machine

**TSC/N 5208**

**Operating the Package Dyeing Machine**

National Occupational Standard

<b>Unit Code</b>	<b>AMH/ 5208</b>
<b>Unit Title (Task)</b>	<b>Operating the Packaging Dyeing Machine</b>
<b>Description</b>	This unit is about operating the Packaging Dyeing Machine
<b>Scope</b>	<p><b>This unit/task covers the following:</b></p> <ul style="list-style-type: none"> <li>▪ carry out preparatory activities for operations in the machine</li> <li>▪ operate the machine for specified task as per work order</li> <li>▪ clean the machine on a regular basis &amp; carryout preventive maintenance</li> </ul>
<b>Performance Criteria (PC) w.r.t. the Scope</b>	
<b>Elements</b>	<b>Performance Criteria</b>
Carry out preparatory activities for operations in the machine	<p>To be competent, you must be able to:</p> <p>PC1. understand the task mentioned in the work order</p> <p>PC2. ensure that the machine is empty &amp; clean</p> <p>PC3. receiving the material to be processed</p> <p>PC4. loading the material to be processed in the carrier</p> <p>PC5. closing the machine lid &amp; ensuring the safety locks are in place</p> <p>PC6. fill &amp; start the machine as per specified mlr</p> <p>PC7. prepare &amp; inject the dyes / chemicals in the machine</p>
Operate the machine for specified tasks as per Work Order	<p>PC8. know the operations of the machine &amp; the plc programs</p> <p>PC9. read &amp; understand the process being followed to do the task</p> <p>PC10. check the ph, temp &amp; other parameters during the process</p> <p>PC11. attend to the machine signals for manual intervention</p> <p>PC12. ensure the rate of heating/ cooling, final temp &amp; hold time is as programmed</p>
Clean the machine on a regular basis and carryout preventive maintenance activities	<p>PC13. make sure the machine is kept clean at all times ,before loading, while running &amp; after unloading the fabric</p> <p>PC14. follow the preventive maintenance schedule &amp; ensure the machine is running smoothly</p> <p>PC15. ensure the right quality of water , steam &amp; air is available</p>
<b>Knowledge and Understanding (K)</b>	
<b>A. Organizational Context</b> (Knowledge of the company/ organization and its processes)	<p>You need to know and understand:</p> <p>KA1. standard operating procedure (SOP) and regulations in processing unit</p> <p>KA2. procedure followed to get the final output in processing unit</p> <p>KA3. safe working practices to be adopted in processing unit</p> <p>KA4. how to report to the supervisor or higher authority about any grievances faced</p>
<b>B. Technical Knowledge</b>	<p>You need to know and understand:</p> <p>KB1. importance of discipline &amp; punctuality</p> <p>KB2. importance of take over &amp; handover in achieving quality &amp; productivity</p> <p>KB3. report the matter to supervisor or concerned person in case of problem in machine</p> <p>KB4. uneven or patchy dyeing, barriness colour specks etc.</p>

**TSC/N 5208**

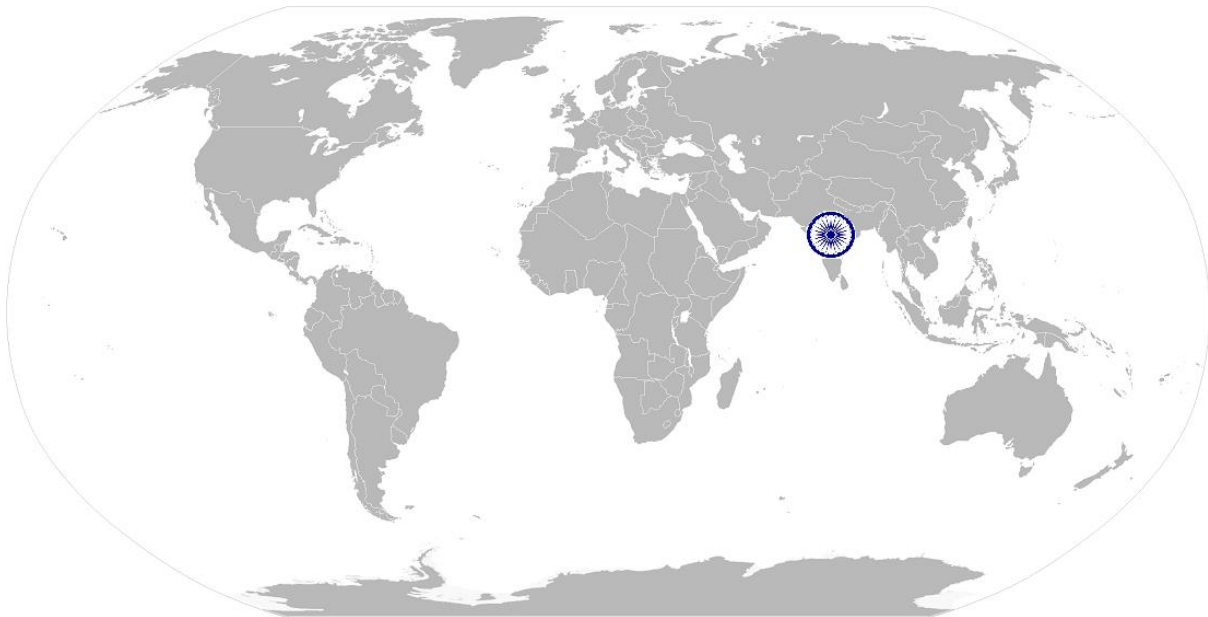
**Operating the Package Dyeing Machine**

	<p>KB5. avoid delays &amp; loss of production          KB6. process of scouring, bleaching &amp; dyeing          KB7. knowledge about package weight &amp; density          KB8. operation of pneumatic &amp; hydraulic press          KB9. knowledge of injection/ dosing techniques          KB10. operation of fill, drain, heating, cooling valves          KB11. various processes          KB12. how to check process parameters          KB13. report to the supervisor in case of any problem          KB14. avoid staining of any light shades after dark colour dyeing          KB15. spare the machine when it's due for maintenance          KB16. requirement of water, steam &amp; air pressure for functioning of various operations</p>
<b>Skills (S)</b>	
<p><b>A. Core Skills/          Generic Skills</b></p>	<p><b>Reading Skills</b></p>
	<p>You need to know and understand how to:          SA1. read and comprehend written instructions          SA2. read any application sent by other colleagues</p>
	<p><b>Oral Communication (Listening and Speaking skills)</b></p>
<p>SA3. You need to know and understand how to:          SA4. communicate in simple language orally          SA5. communicate with supervisor appropriately          SA6. talk to others to convey information effectively</p>	
<p><b>B. Professional Skills</b></p>	<p><b>Problem Solving</b></p>
	<p>You need to know and understand how to:          SB1. identify the real reason of problem faced          SB2. apply problem-solving approaches in different situations          SB3. refer anomalies to the supervisor          SB4. seek clarification on problems from others</p>
	<p><b>Attention to Detail</b></p>
<p>You need to know and understand how to:          SB5. apply good attention to detail          SB6. check your work is complete and free from errors          SB7. make sure every kind of communication is error free</p>	
<p><b>C. Technical Skills</b></p>	<p>You need to know and understand :</p> <p>SC1. various processes          SC2. operations &amp; functions of soft flow dyeing machine          SC3. various faults &amp; their correction during dyeing or bleaching          SC4. the type of yarn or fibre being processed          SC5. how to use the correct tools for cleaning the machine          SC6. how to ensure uniform package weight &amp; package density          SC7. how to do uniform loading of material in all tubes, pressing the cone &amp; locking it properly          SC8. operation of various machine controls          SC9. how to mix &amp; dissolve techniques of various dyes &amp; chemicals</p>

**TSC/N 5208**

**Operating the Package Dyeing Machine**

	<p>SC10. process parameters such as heating/ cooling gradient, exhaustion/ fixation time, hold time etc.</p> <p>SC11. effects of control parameters on dyed fabric</p> <p>SC12. how to ensure that flow reversal is working &amp; the differential pressure is within preset limits</p> <p>SC13. various signal for operator intervention like load, unload, sample check, drain etc.</p> <p>SC14. gradients &amp; other parameters</p> <p>SC15. proper cleaning tools</p> <p>SC16. effects of water hardness on fabric dyeing</p>
--	------------------------------------------------------------------------------------------------------------------------------------------------------------------------------------------------------------------------------------------------------------------------------------------------------------------------------------------------------------------------------------------------------------------------------------------------------------------------------------------------------------------------------------

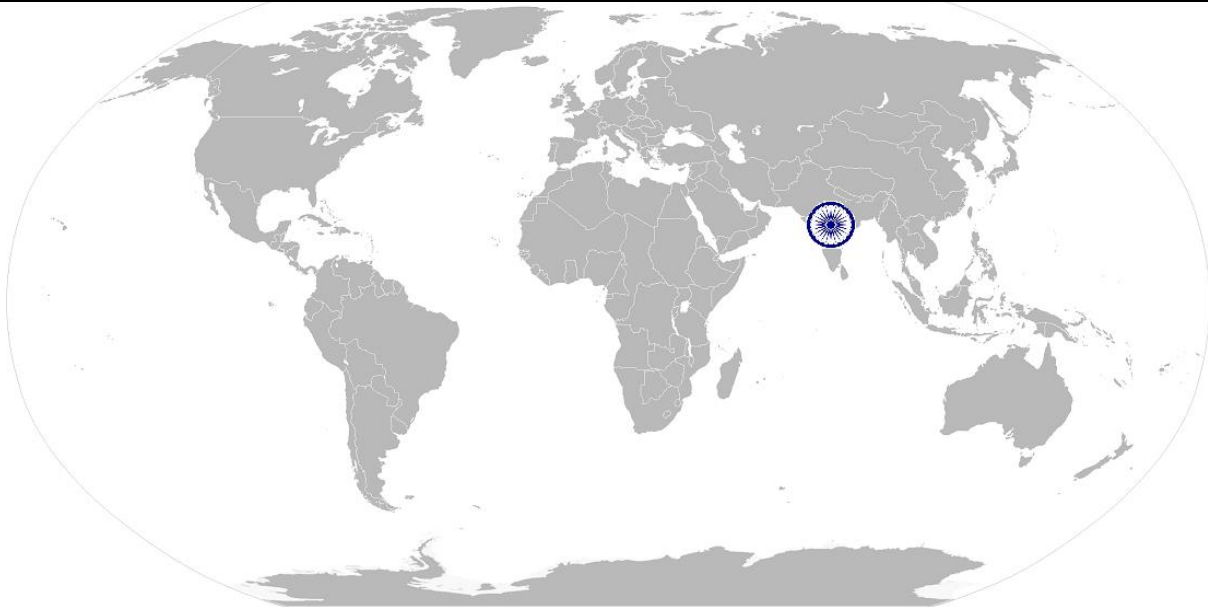


**TSC/N 5208**

**Operating the Package Dyeing Machine**

**NOS Version Control**

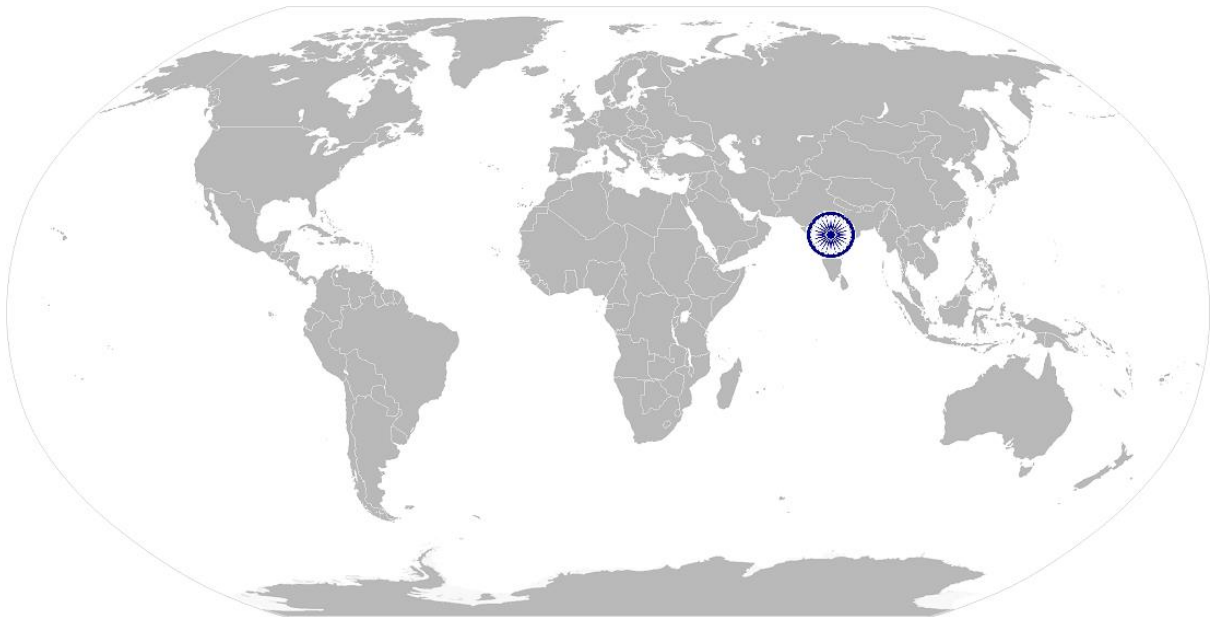
<b>NOS Code</b>	<b>TSC/N 5208</b>		
<b>Credits (NSQF)</b>	<b>TBD</b>	<b>Version number</b>	<b>1.0</b>
<b>Industry</b>	<b>Textile</b>	<b>Drafted on</b>	<b>15/12/15</b>
<b>Industry Sub-sector</b>	<b>Processing</b>	<b>Last reviewed on</b>	<b>25/02/15</b>
<b>Occupation</b>	<b>Dyeing &amp; Printing</b>	<b>Next review date</b>	<b>01/03/16</b>



**TSC/N 5209**

**Check the quality of dyed/bleached Yarn/Fibre**

# National Occupational Standard



## Overview

This unit is about to check the quality of dyed/bleached yarn/fibre

**TSC/N 5209**

**Check the quality of dyed/bleached Yarn/Fibre**

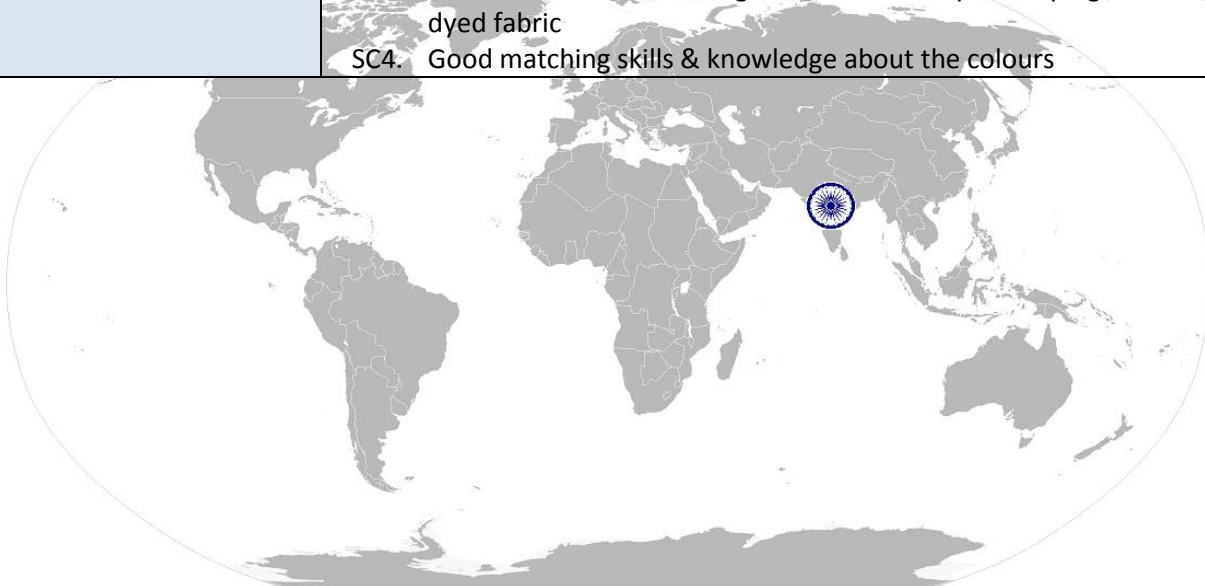
National Occupational Standard	<b>Unit Code</b>	<b>TSC/N 4503</b>
	<b>Unit Title (Task)</b>	<b>Check the quality of a dyed/bleached Yarn/Fiber</b>
	<b>Description</b>	This unit is about taking sample, developing it & comparing with the standard
	<b>Scope</b>	<b>This unit/task covers the following:</b> <ul style="list-style-type: none"> <li>▪ taking out the sample after specified hold time</li> <li>▪ developing, soaping, washing &amp; drying the sample</li> <li>▪ comparing the sample with the standard</li> </ul>
	<b>Performance Criteria (PC) w.r.t. the Scope</b>	
	<b>Elements</b>	<b>Performance Criteria</b>
	Taking out the sample after specified hold time	To be competent, you must be able to: PC1. take out the sample after hold time to avoid any delay PC2. close the lid & restart the machine after drawing the sample
	Developing, soaping, washing & drying the sample	PC3. develop techniques for various types of dyestuffs used in the process such as direct, reactive, vat, sulphur etc. PC4. manage soaping chemical, temp & no. of soaping/ washings for different dyestuff PC5. manage method, temp & place of drying of the cut sample
	Comparing the sample with the standard	PC6. compare the sample with the standard attached to the work order or in the master file PC7. take the sample to your supervisor if the sample is not matching to the standard for decision
	<b>A. Organizational Context</b> (Knowledge of the company/ organization and its processes)	You need to know and understand: KA1. procedure followed to get the final output in processing unit KA2. standard operating procedure (SOP) and regulations in processing unit KA3. safe working practices to be adopted in processing unit KA4. how to report to the supervisor or higher authority about any grievances faced
<b>B. Technical Knowledge</b>	You need to know and understand how to: KB1. Use various mixing tools KB2. Handle of various chemicals KB3. Understand effects of pick up on finished fabric KB4. Understand various finishing recipes & their use	
<b>Skills (S)</b>		
	<b>Reading Skills</b>	
	You need to know and understand how to: SA1. read and comprehend written instructions SA2. read any application sent by other colleagues	
	<b>Oral Communication (Listening and Speaking skills)</b>	
	You need to know and understand how to: SA3. communicate in local language orally SA4. communicate with supervisor appropriately SA5. talk to others to convey information effectively	
<b>C. Professional Skills</b>	<b>Problem Solving</b>	



**TSC/N 5209**

**Check the quality of dyed/bleached Yarn/Fibre**

	You need to know and understand how to: SB1. Identify the real reason of problem faced SB2. Apply problem-solving approaches in different situations SB3. Refer anomalies to the supervisor SB4. Seek clarification on problems from others
	<p><b>Attention to Detail</b></p> You need to know and understand how to: SB5. apply good attention to detail SB6. check your work is complete and free from errors SB7. make sure every kind of communication is error free
<b>D. Technical Skills</b>	You need to know and understand : SC1. various dyestuffs used & the time required for exhaustion/ fixation of colour SC2. Methods and chemicals used for developing different types of dyestuffs SC3. Effect of chemicals/ detergents , time & temp of soaping /washing on the dyed fabric SC4. Good matching skills & knowledge about the colours

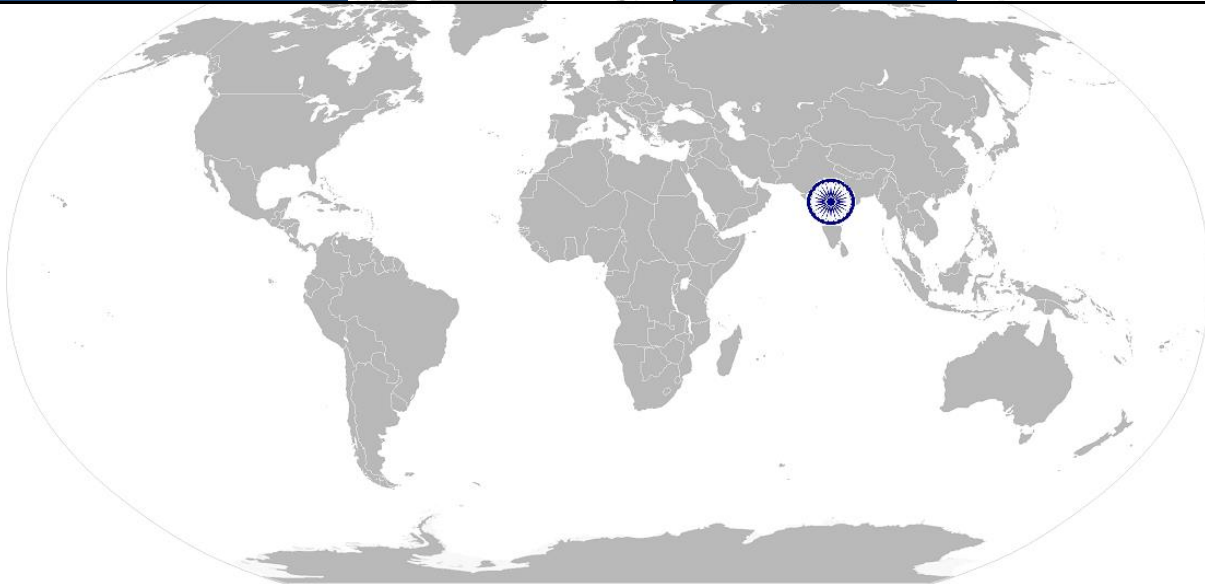


**TSC/N 5209**

**Check the quality of dyed/bleached Yarn/Fibre**

**NOS Version Control**

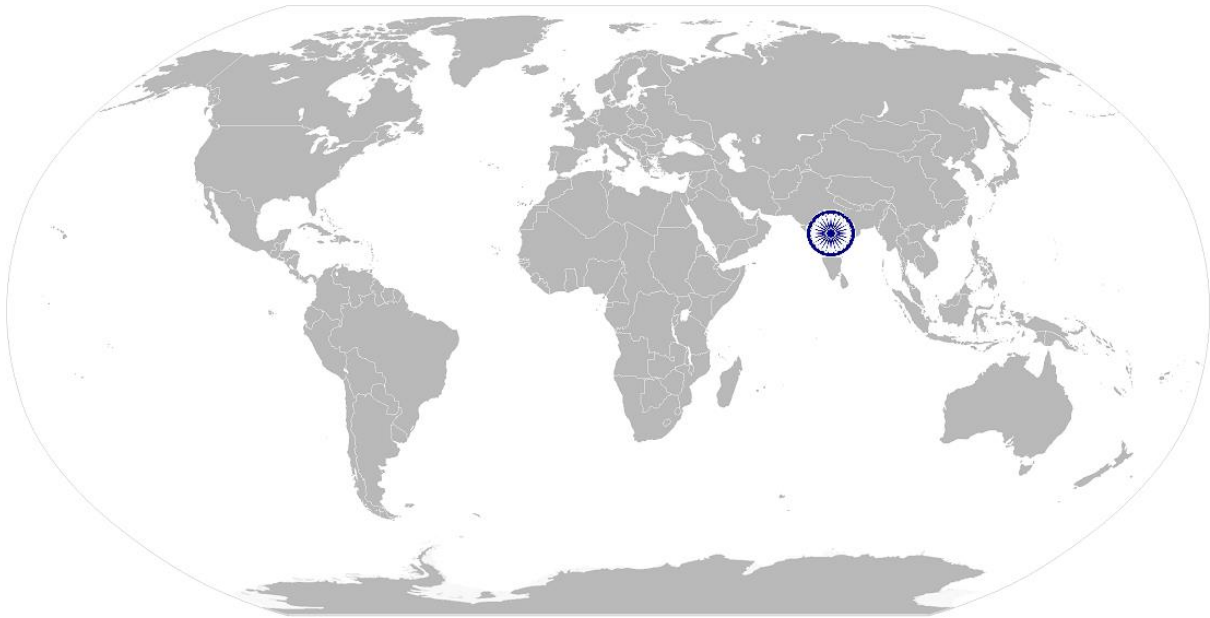
<b>NOS Code</b>	<b>TSC/N 5209</b>		
<b>Credits (NSQF)</b>	<b>TBD</b>	<b>Version number</b>	<b>1.0</b>
<b>Industry</b>	<b>Textile</b>	<b>Drafted on</b>	<b>15/12/15</b>
<b>Industry Sub-sector</b>	<b>Processing</b>	<b>Last reviewed on</b>	<b>25/02/15</b>
<b>Occupation</b>	<b>Dyeing &amp; Printing</b>	<b>Next review date</b>	<b>01/03/16</b>



TSC/ N9001

Maintaining work area, tools and machines

# National Occupational Standard



## Overview

This unit is about maintaining work areas and activities to ensure tools and machines are maintained as per norms.


**TSC/ N9001**

**Maintaining work area, tools and machines**

<b>Unit Code</b>	<b>TSC/ N9001</b>
<b>Unit Title (Task)</b>	<b>Maintaining work area, tools and machines</b>
<b>Description</b>	This unit provides performance criteria, knowledge & understanding and skills & abilities required to organise/ maintain work areas and activities to ensure tools and machines are maintained as per norms
<b>Scope</b>	<b>This unit/task covers the following:</b> <ul style="list-style-type: none"> <li>▪ Maintain the work area, tools and machines</li> </ul>
<b>Performance Criteria (PC) w.r.t. the Scope</b>	
<b>Elements</b>	<b>Performance Criteria</b>
Maintain the work area, tools and machines	<p>To be competent, you must be able to:</p> <p>PC1. handle materials, machinery, equipment and tools with care and use them in the correct way</p> <p>PC2. use correct lifting and handling procedures</p> <p>PC3. use materials to minimize waste</p> <p>PC4. maintain a clean and hazard free working area</p> <p>PC5. maintain tools and equipment</p> <p>PC6. carry out running maintenance within agreed schedules</p> <p>PC7. carry out maintenance and/or cleaning within one's responsibility</p> <p>PC8. report unsafe equipment and other dangerous occurrences</p> <p>PC9. ensure that the correct machine guards are in place</p> <p>PC10. work in a comfortable position with the correct posture</p> <p>PC11. use cleaning equipment and methods appropriate for the work to be carried out</p> <p>PC12. dispose of waste safely in the designated location</p> <p>PC13. store cleaning equipment safely after use</p> <p>PC14. carry out cleaning according to schedules and limits of responsibility</p>
<b>Knowledge and Understanding (K)</b>	
<b>A. Organizational Context</b> (Knowledge of the company/ organization and its processes)	<p>You need to know and understand:</p> <p>KA1. personal hygiene and duty of care</p> <p>KA2. safe working practices and organisational procedures</p> <p>KA3. limits of your own responsibility</p> <p>KA4. ways of resolving with problems within the work area</p> <p>KA5. the production process and the specific work activities that relate to the whole process</p> <p>KA6. the importance of effective communication with supervisors</p> <p>KA7. the lines of communication, authority and reporting procedures</p> <p>KA8. the organisation's rules, codes and guidelines (including timekeeping)</p> <p>KA9. the company's quality standards</p> <p>KA10. the importance of complying with written instructions</p> <p>KA11. equipment operating procedures / supervisor's instructions</p>
<b>KB1. Technical Knowledge</b>	<p>You need to know and understand:</p> <p>KB1. work instructions and specifications and interpret them accurately</p> <p>KB2. relation between work role and the overall manufacturing process</p>

**TSC/ N9001**

**Maintaining work area, tools and machines**

	<p>KB3. hazards likely to be encountered when conducting routine maintenance          KB4. the importance of taking action when problems are identified          KB5. different ways of minimising waste          KB6. the importance of running maintenance and regular cleaning          KB7. effects of contamination on products i.e. machine oil, dirt, foreign materials          KB8. common faults with equipment and the method to rectify          KB9. maintenance procedures          KB10. different types of cleaning equipment and substances and their use          KB11. safe working practices for cleaning and the method of carrying them out</p>
<b>Skills (S)</b>	
<p><b>A. Core Skills/          Generic Skills</b></p>	<p><b>Reading Skills</b></p>
	<p>You need to know and understand how to:          SA1. read and comprehend written instructions          SA2. read any application sent by other colleagues</p>
	<p><b>Oral Communication (Listening and Speaking skills)</b></p>
<p>You need to know and understand how to:          SA3. communicate in local language orally          SA4. communicate with supervisor appropriately          SA5. talk to others to convey information effectively</p>	
<p><b>B. Professional Skills</b></p>	<p><b>Problem Solving</b></p>
	<p>You need to know and understand how to:           SB1. identify the real reason of problem faced          SB2. apply problem-solving approaches in different situations          SB3. refer anomalies to the supervisor          SB4. seek clarification on problems from others</p>
	<p><b>Attention to Detail</b></p>
<p>You need to know and understand how to:          SB5. apply good attention to detail          SB6. check your work is complete and free from errors          SB7. make sure every kind of communication is error free</p>	
<p><b>C. Technical Skills</b></p>	<p>You need to know and understand how to :          SC1. communicate effectively          SC2. apply leadership skills wherever required          SC3. take initiative at the right place          SC4. understand the requirement to be creative</p>

**TSC/ N9001**

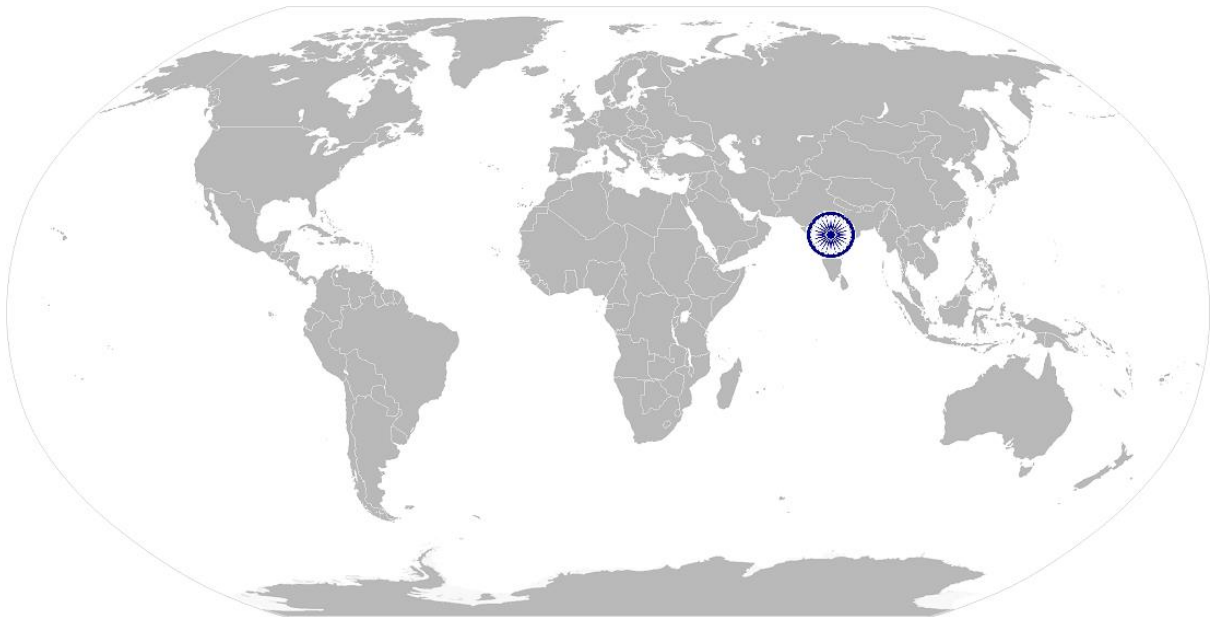
**Maintaining work area, tools and machines**

**NOS Version Control**

<b>NOS Code</b>	<b>TSC/ N9001</b>		
<b>Credits (NSQF)</b>	<b>TBD</b>	<b>Version number</b>	<b>1.0</b>
<b>Industry</b>	<b>Textile</b>	<b>Drafted on</b>	<b>15/12/15</b>
<b>Industry Sub-sector</b>	<b>Processing</b>	<b>Last reviewed on</b>	<b>25/02/15</b>
<b>Occupation</b>	<b>Dyeing &amp; Printing</b>	<b>Next review date</b>	<b>01/03/16</b>



# National Occupational Standard



## Overview

This unit is about working as part of a team in the textile industry.

**TSC/ N9002**

**Working in a team**

<b>Unit Code</b>	<b>TSC/ N9002</b>
<b>Unit Title (Task)</b>	<b>Working in a team</b>
<b>Description</b>	This unit is about working as a team member in the role of processing unit tenter in the textile industry
<b>Scope</b>	<b>This unit/task covers the following:</b> <ul style="list-style-type: none"> <li>▪ Commitment and trust</li> <li>▪ Communication</li> <li>▪ Adaptability</li> <li>▪ Creative freedom</li> </ul>
<b>Performance Criteria (PC) w.r.t. the Scope</b>	
<b>Elements</b>	<b>Performance Criteria</b>
Commitment and trust	To be competent, you must be able to: PC1. be accountable to the own role in whole process PC2. perform all roles with full responsibility PC3. be effective and efficient at workplace
Communication	PC4. properly communicate about company policies PC5. report all problems faced during the process PC6. talk politely with other team members and colleagues PC7. submit daily report of own performance
Adaptability	PC8. adjust in different work situations PC9. give due importance to others' point of view PC10. avoid conflicting situations PC11. collaborate with colleagues performing the pre-required and post-required duty of processing unit tenter
Creative freedom	PC12. develop new ideas for work procedures PC13. improve upon the existing techniques to increase process efficiency
<b>Knowledge and Understanding (K)</b>	
<b>A. Organizational Context</b>	You need to know and understand: KA1. standard operating procedure (SOP) and regulations in a textile mill KA2. procedure followed to get the final output in the textile mill KA3. safe working practices to be adopted in textile mill KA4. reporting to the supervisor or higher authority about any grievances faced
<b>B. Technical Knowledge</b>	You need to know and understand: KB1. understand the importance of the previous and next step of the process KB2. process flow in a textile mill and the concerned workers KB3. material flow in a textile mill and the required person KB4. functions of different parts of the machine KB5. tools and equipments used KB6. guidelines for operating the machine KB7. safety procedures to be followed in the machine
<b>Skills (S)</b>	
<b>A. Core Skills/</b>	<b>Writing Skills</b>
	You need to know and understand how to:



**TSC/ N9002**

**Working in a team**

<b>Generic Skills</b>	SA1. write clear and short sentences SA2. write daily work report SA3. write grievance complaint application
	<b>Reading Skills</b> You need to know and understand how to: SA4. read and comprehend written instructions SA5. read any application sent by other colleagues
	<b>Oral Communication (Listening and Speaking skills)</b> You need to know and understand how to: SA6. communicate with supervisor appropriately SA7. talk to co-workers to convey information effectively
	<b>B. Professional Skills</b>
<b>Problem Solving</b> You need to know and understand how to: SB1. identify the real reason of problem faced SB2. be able to find the most effective solution to the problems faced	<b>Attention to Detail</b> You need to know and understand how to: SB3. apply good attention to detail SB4. ensure every kind of communication is error free
You need to know and understand how to: SC1. communicate effectively SC2. apply leadership skills wherever required SC3. take initiative at the right place SC4. understand the requirement to be creative	

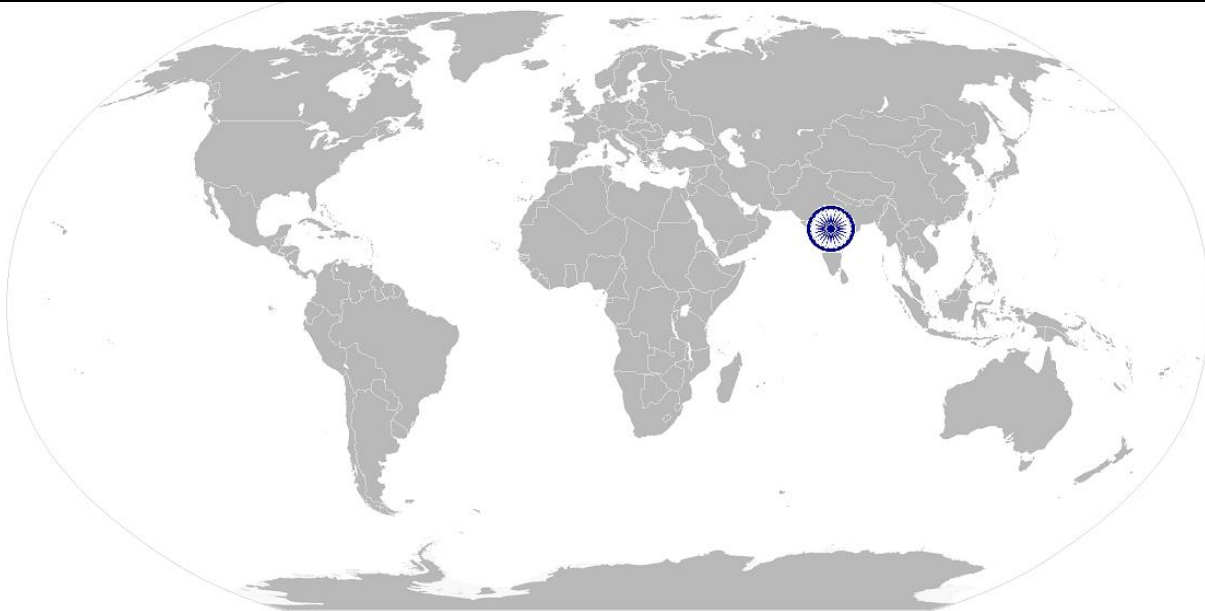


**TSC/ N9002**

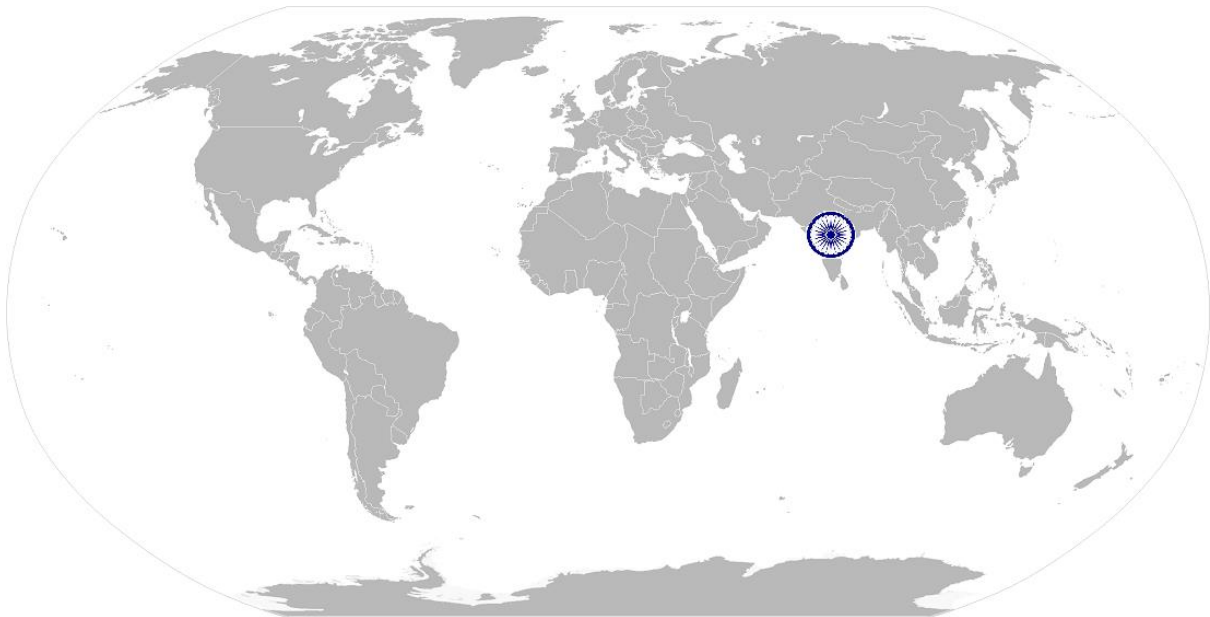
**Working in a team**

**NOS Version Control**

<b>NOS Code</b>	<b>TSC/ N9002</b>		
<b>Credits (NSQF)</b>	<b>TBD</b>	<b>Version number</b>	<b>1.0</b>
<b>Industry</b>	<b>Textile</b>	<b>Drafted on</b>	<b>15/12/15</b>
<b>Industry Sub-sector</b>	<b>Processing</b>	<b>Last reviewed on</b>	<b>25/02/15</b>
<b>Occupation</b>	<b>Dyeing &amp; Printing</b>	<b>Next review date</b>	<b>01/03/16</b>



# National Occupational Standard



## Overview

This unit is about maintaining health, safety, and security standards at workplace.

**TSC/ N9003**

**Maintain health, safety and security at work place**

<b>Unit Code</b>	<b>TSC/ N9003</b>
<b>Unit Title (Task)</b>	<b>Maintain health, safety and security at work place</b>
<b>Description</b>	This unit provides performance criteria, knowledge & understanding and skills & abilities required to comply with health, safety and security requirements at the workplace and covers procedures to prevent, control and minimize risk to self and others.
<b>Scope</b>	<p><b>This unit/task covers the following:</b></p> <ul style="list-style-type: none"> <li>▪ comply with health, safety and security requirements at work</li> <li>▪ recognizing the hazards</li> <li>▪ planning the safety techniques</li> <li>▪ implementing the programs</li> </ul>
<b>Performance Criteria (PC) w.r.t. the Scope</b>	
<b>Elements</b>	<b>Performance Criteria</b>
Comply with health, Safety and security requirements at work	<p>To be competent, operator must be able to:</p> <p>PC1. comply with health and safety related instructions applicable to the workplace</p> <p>PC2. use and maintain personal protective equipment such as “ ear plug” “ nose mask “ “ head cap” etc., as per protocol</p> <p>PC3. carry out own activities in line with approved guidelines and procedures</p> <p>PC4. maintain a healthy lifestyle and guard against dependency on intoxicants</p> <p>PC5. follow environment management system related procedures</p> <p>PC6. identify and correct (if possible) malfunctions in machinery and equipment</p> <p>PC7. report any service malfunctions that cannot be rectified</p> <p>PC8. store materials and equipment in line with organisational requirements</p> <p>PC9. safely handle and remove waste</p> <p>PC10. minimize health and safety risks to self and others due to own actions</p> <p>PC11. seek clarifications, from supervisors or other authorized personnel in case of perceived risks</p> <p>PC12. monitor the workplace and work processes for potential risks and threat</p> <p>PC13. carry out periodic walk-through to keep work area free from hazards and obstructions, if assigned</p> <p>PC14. report hazards and potential risks/ threats to supervisors or other authorized personnel</p> <p>PC15. participate in mock drills/ evacuation procedures organized at the workplace</p> <p>PC16. undertake first aid, fire-fighting and emergency response training, if asked to do so</p> <p>PC17. take action based on instructions in the event of fire, emergencies or accidents</p> <p>PC18. follow organisation procedures for shutdown and evacuation when required</p>
Recognizing the hazards	<p>PC19. identify different kinds of possible hazards (environmental, personal, ergonomic, chemical) of the industry</p> <p>PC20. recognise other possible security issues existing in the workplace</p>
Planning the safety techniques	PC21. recognise different measures to curb the hazards

**TSC/ N9003**

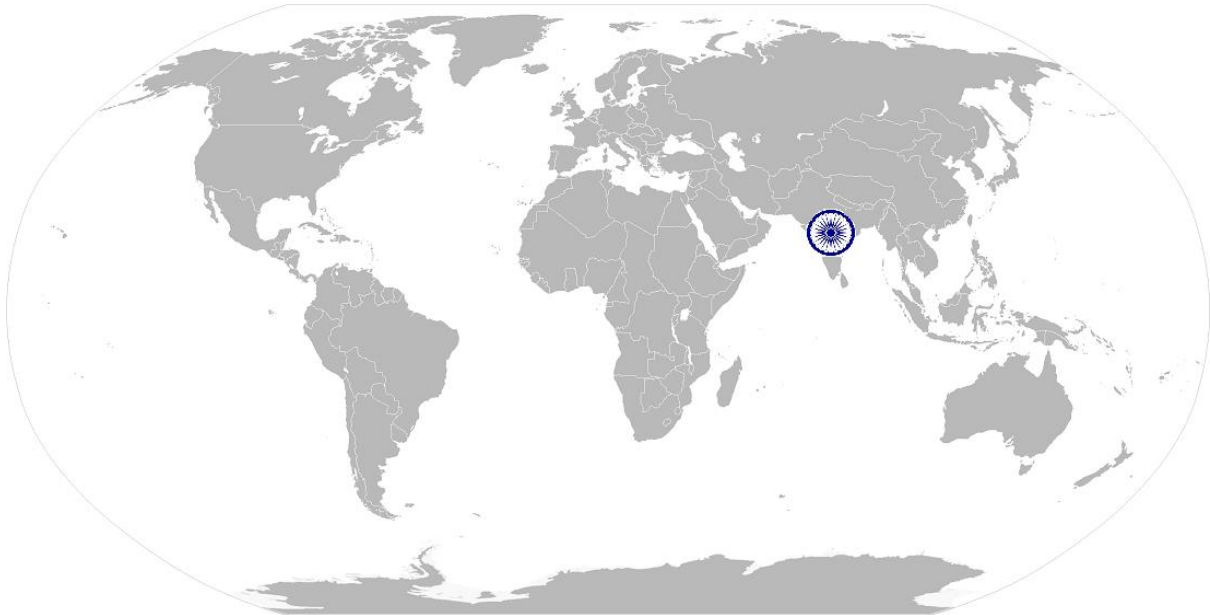
**Maintain health, safety and security at work place**

Implementing the programs	PC22. communicate the safety plan to everyone PC23. attach disciplinary rules with the implementation
<b>Knowledge and Understanding (K)</b>	
<b>A. Organizational Context</b> (Knowledge of the company/ organization and its processes)	You need to know and understand: KA1. standard operating procedure (SOP) and regulations in a processing unit KA2. safe working practices to be adopted in processing unit KA3. quality systems and other processes practiced in the processing unit KA4. health and safety related practices applicable at the workplace KA5. potential hazards, risks and threats based on nature of operations KA6. organizational procedures for safe handling of equipment and machine operations KA7. potential risks due to own actions and methods to minimize these KA8. environmental management system related procedures at the workplace KA9. layout of the plant and details of emergency exits, escape routes, emergency equipment and assembly points KA10. potential accidents and emergencies and response to these scenarios KA11. reporting protocol and documentation required KA12. details of personnel trained in first aid, fire-fighting and emergency response KA13. actions to take in the event of a mock drills/ evacuation procedures or actual accident, emergency or fire
<b>B. Technical Knowledge</b>	You need to know and understand: KB1. occupational health and safety risks and methods KB2. personal protective equipment and method of use KB3. identification, handling and storage of hazardous substances KB4. proper disposal system for waste and by-products KB5. signage related to health and safety and their meaning KB6. importance of sound health, hygiene and good habits KB7. ill-effects of alcohol, tobacco and drugs
<b>Skills (S)</b>	
<b>A. Core Skills/ Generic Skills</b>	<b>Writing Skills</b>
	You need to know and understand how to: SA1. write clear and short sentences
	<b>Reading Skills</b>
	SA2. You need to know how to: SA3. read and understand the company instructions SA4. read and understand the local language SA5. read and understand the safety guidelines
	<b>Oral Communication (Listening and Speaking skills)</b>
SA6. listen to others attentively SA7. respond to emergencies, accidents or fire at the workplace SA8. evacuate the premises and help others in need while doing so SA9. the value of physical fitness, personal hygiene and good habits SA10. talk with others politely	
<b>B. Professional Skills</b>	<b>Decision Making</b>
	SB1. identify correct safety measure for particular hazard

**TSC/ N9003**

**Maintain health, safety and security at work place**

	SB2. make required safety plans as and when required
	SB3. raise alarm in case of emergency
	<b>Analytical Thinking</b>
	SB4. know the use of correct safety measure whenever required
	<b>Attention to Detail</b>
	SB5. be attentive to details SB6. be careful to avoid occurrence of hazards
<b>C. Technical Skills</b>	You need to know and understand : SC1. maintain neatness at work SC2. procedure for reporting unwanted behavior

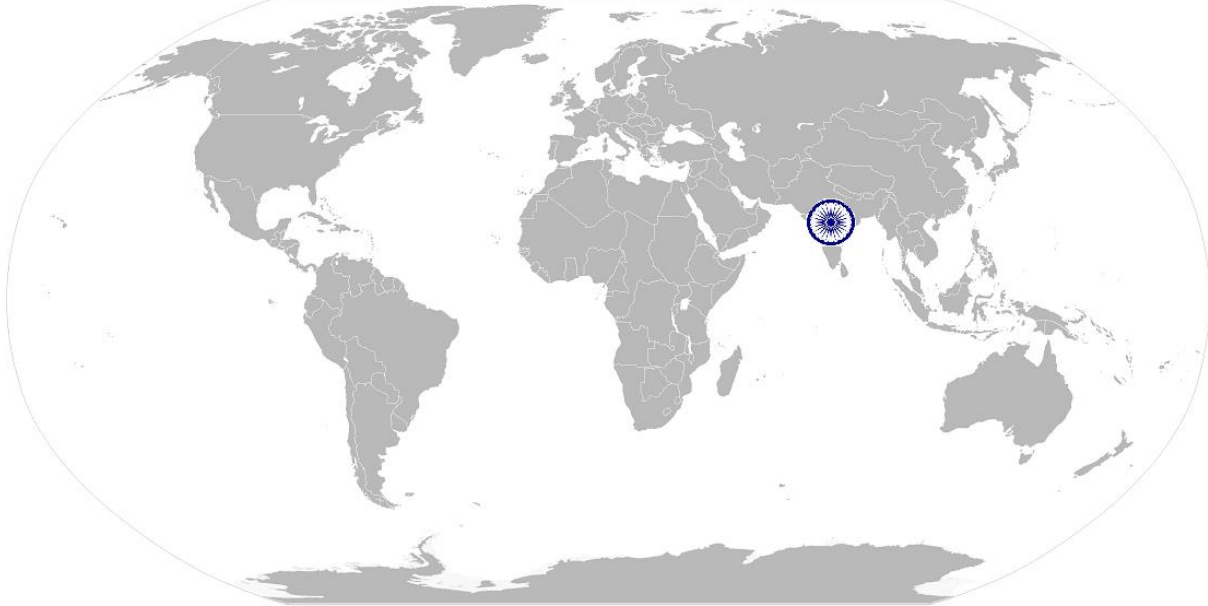


**TSC/ N9003**

**Maintain health, safety and security at work place**

**NOS Version Control**

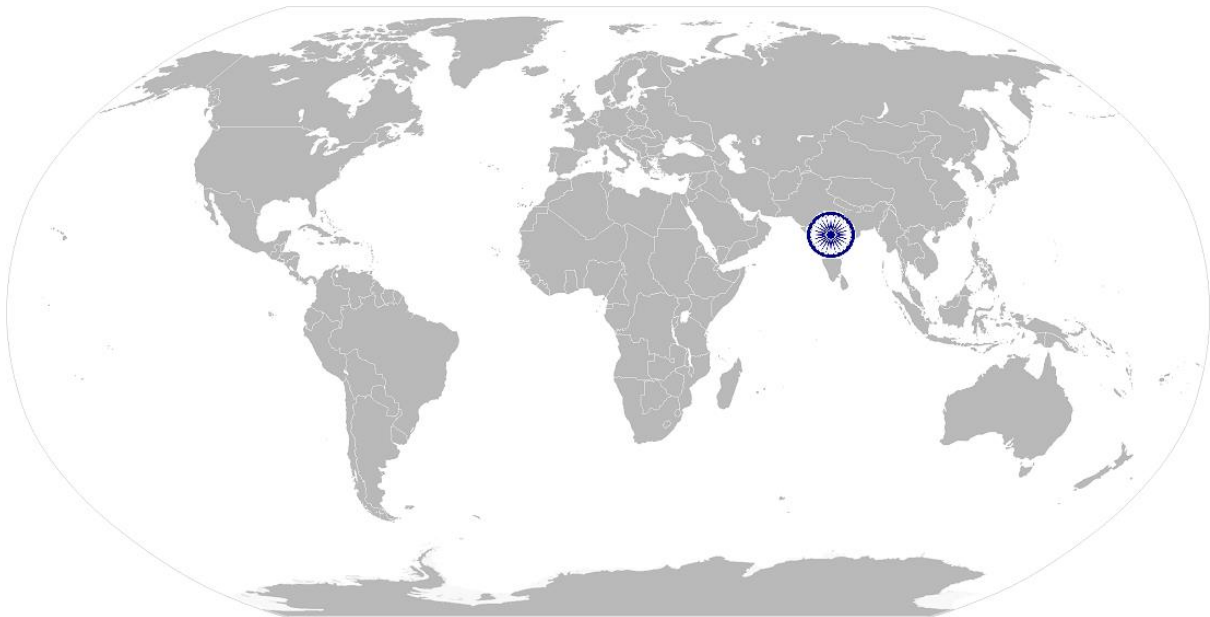
<b>NOS Code</b>	<b>TSC/ N9003</b>		
<b>Credits (NSQF)</b>	<b>TBD</b>	<b>Version number</b>	<b>1.0</b>
<b>Industry</b>	<b>Textile</b>	<b>Drafted on</b>	<b>15/12/15</b>
<b>Industry Sub-sector</b>	<b>Processing</b>	<b>Last reviewed on</b>	<b>25/02/15</b>
<b>Occupation</b>	<b>Dyeing &amp; Printing</b>	<b>Next review date</b>	<b>01/03/16</b>



TSC/ N9004

Comply with industry and organizational requirements

# National Occupational Standard



## Overview

This unit is about knowing, understanding, and complying with the requirements of the organization and the textile industry



**TSC/ N9004**

**Comply with industry and organizational requirements**

National Occupational Standard	<b>Unit Code</b>	TSC/ N9004
	<b>Unit Title (Task)</b>	Comply with industry and organizational requirements
	<b>Description</b>	This unit is about knowing, understanding, and complying with the requirements of the organization and the textile industry
	<b>Scope</b>	<p><b>This unit/task covers the following:</b></p> <ul style="list-style-type: none"> <li>▪ self development</li> <li>▪ team work</li> <li>▪ organizational standards</li> <li>▪ Industry standards</li> </ul>
	<b>Performance Criteria (PC) w.r.t. the Scope</b>	
	<b>Elements</b>	<b>Performance Criteria</b>
	Self- development	To be competent, you must be able to: PC1. perform own duties effectively PC2. take responsibility for own actions PC3. be accountable towards the job role and assigned duties PC4. take initiative and innovate the existing methods PC5. focus on self-learning and improvement
	Team work	PC6. co-ordinate with all the team members and colleagues PC7. communicate politely PC8. avoid conflicts and miscommunication
	Organisational standards	PC9. know the organisational standards PC10. implement them in your performance PC11. motivate others to follow them
	Industry standards	PC12. know the industry standards PC13. align them with organisation standards
<b>Knowledge and Understanding (K)</b>		
<b>A. Organizational Context</b> (Knowledge of the company/ organization and its processes)	You need to know and understand: KA1. standard operating procedure (SOP) and regulations in a textile mill KA2. reporting to the supervisor or higher authority KA3. knowledge of organisational standards KA4. knowledge of industry standards	
<b>B. Technical Knowledge</b>	You need to know and understand: KB1. process and material flow in a textile mill KB2. importance of complying with the standards KB3. guidelines for cleaning the various part of machine	
<b>Skills (S)</b>		
<b>A. Core Skills/ Generic Skills</b>	<b>Writing Skills</b> You need to know and understand how to: SA1. write reports SA2. write in local language	

**TSC/ N9004**

**Comply with industry and organizational requirements**

	<b>Reading Skills</b>
	You need to know and understand how to: SA3. read the local language SA4. read one more language than the local language SA5. read and comprehend the standards and rules
	<b>Oral Communication (Listening and Speaking skills)</b>
<b>B. Technical Skills</b>	You need to know and understand : SB1. procedure of preparing the industry standards SB2. procedure to follow the given standards SB3. procedure to comply with the standards

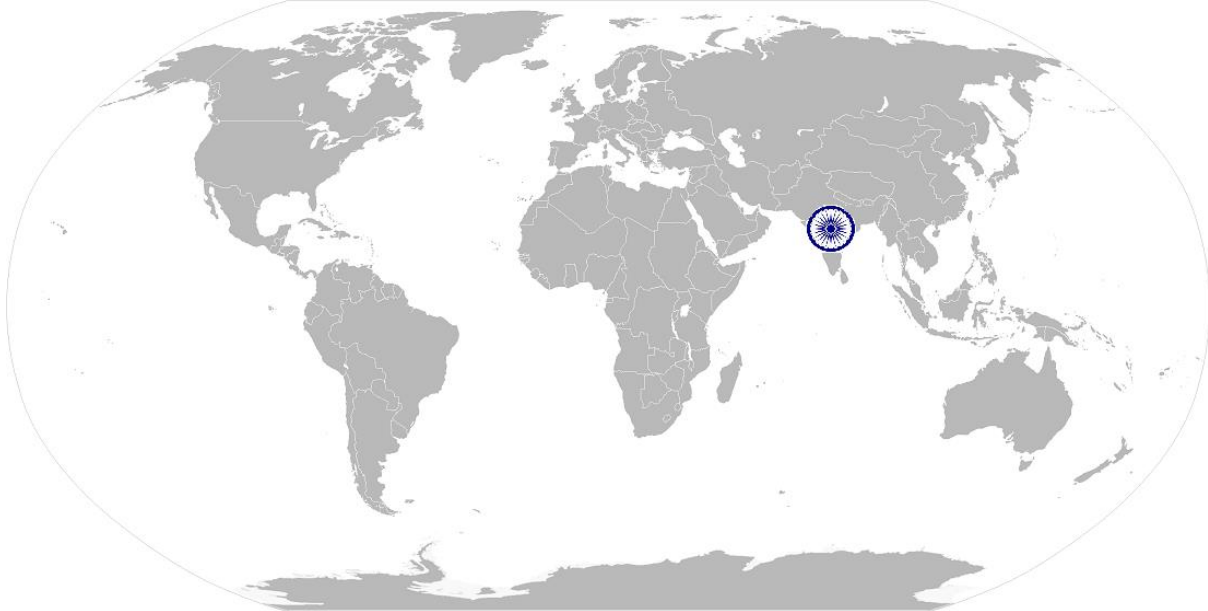


**TSC/ N9004**

**Comply with industry and organizational requirements**

**NOS Version Control**

<b>NOS Code</b>	<b>TSC/N 9004</b>		
<b>Credits (NSQF)</b>	<b>TBD</b>	<b>Version number</b>	<b>1.0</b>
<b>Industry</b>	<b>Textile</b>	<b>Drafted on</b>	<b>15/12/15</b>
<b>Industry Sub-sector</b>	<b>Processing</b>	<b>Last reviewed on</b>	<b>25/02/15</b>
<b>Occupation</b>	<b>Dyeing &amp; Printing</b>	<b>Next review date</b>	<b>01/03/16</b>



**Assessment criteria**

<b>Job Role: Package Dyeing Machine Operator</b>						
<b>Qualification Pack: Package Dyeing Machine Operator</b>						
<b>Sector Skill Council: Textile Sector Skill Council</b>						
<b>Guidelines for assessment :-</b>						
1. Criteria for assessment for each qualification pack will be created by the Sector Skill Council. Each performance criteria (PC) will be assigned marks proportional to its importance in NOS. SSC will also lay down proportion of marks for theory & skill practical for each PC.						
2. The assessment for the theory part will be based on knowledge bank of question created by the SSC.						
3. Individual assessment agencies will create unique evaluations for skill practical for every student at each examination/training centre (as per assessment criteria below).						
4. To pass the qualification pack, every trainee should score a minimum of 80%.						
National Occupational Standards (NOS)	Performance Criteria (PC)	Total Marks	Out Of	Marks Allocation		
				Theory	Skills Practical	Viva
1. TSC/N 5207 Taking charge of shift and handing over shift to operator	PC1. come at least 10 - 15 minutes earlier to the work place	38	2	0	2	0
	PC2. bring the necessary operational tools to the department		1	0	1	0
	PC3. meet the previous shift operator and discuss with him/ her regarding the issues faced by them with respect to the quality or production or spare or safety or any other specific instruction etc.		2	0	2	0
	PC4. Understand the fabric being processed & process running on the machine		2	1	0	1
	PC5. ensure the technical details are mentioned on the job card display on the machine		3	1	1	1
	PC6. check for the availability of the spare trolley for unloading the fabric		1	0	1	0
	PC7. check the next batch to be processed is ready near the machine		1	0	1	0
	PC8. ensure the required dyes & chemicals are already weighed & prepared		1	0	1	0
	PC9. check the cleanliness of the machines		2	0	2	0

	<b>&amp; other work areas</b>					
	<b>PC10. question the previous shift operator for any deviation in the above and bring the same to the knowledge of His/ Her shift Superior as well that of the previous shift as well.</b>		2	0	2	0
	<b>PC11. hand over the shift to the incoming operator in a proper manner</b>		1	0	1	0
	<b>PC12. Ensure in providing the details regarding fabric quality &amp; the process running on the machine</b>		2	0	1	1
	<b>PC13. provide all relevant information regarding the stoppages or breakdown in the machine, any damage to the fabric or machine.</b>		2	0	2	0
	<b>PC14. ensure the empty trolley is near the machine for unloading the fabric</b>		1	0	1	0
	<b>PC15. ensure the next lot to be processed is ready near the machine already stitched &amp; arranged properly</b>		2	0	2	0
	<b>PC16. ensure the required dyes &amp; chemicals for the next lot or next process are weighed &amp; prepared</b>		2	0	2	0
	<b>PC17. get clearance from the incoming counterpart before leaving the work spot</b>		2	0	2	0
	<b>PC18. report to His/ Her shift Superiors as well as that of the incoming shift operator in case His/ Her counterpart doesn't report for the incoming shift</b>		2	0	2	0
	<b>PC19. ensure the shift has to be properly handed over to the incoming shift operator</b>		2	0	2	0
	<b>PC20. report to His/ Her shift Superior about the quality / production / safety issues/ any other issue faced in His/ Her shift and should leave the department only after getting concurrence for the same from His/ her superiors</b>		2	0	1	1
	<b>PC21. collect the wastes from waste collection bags, weigh them and transport to storage area</b>		1	0	1	0
	<b>PC22. ensure the machine and its work place is clean</b>		2	0	2	0
			38	2	32	4
	<b>Total</b>	<b>Weightage %</b>		5%	84%	11%

2. TSC/N 5208 Operating the Packaging Dyeing Machine	PC1. understand the task mentioned in the work order	28	2	1	0	1
	PC2. ensure that the machine is empty & clean		2	0	2	0
	PC3. receiving the material to be processed		1	0	1	0
	PC4. loading the material to be processed in the carrier		1	0	1	0
	PC5. closing the machine lid & ensuring the safety locks are in place		2	0	2	0
	PC6. fill & start the machine as per specified MLR		2	0	1	1
	PC7. prepare & inject the dyes / chemicals in the machine		3	0	2	1
	PC8. know the operations of the machine & the plc programs		2	0	2	0
	PC9. read & understand the process being followed to do the task		2	1	0	1
	PC10. check the ph, temp & other parameters during the process		2	0	2	0
	PC11. attend to the machine signals for manual intervention		1	0	1	0
	PC12. ensure the rate of heating/ cooling, final temp & hold time is as programmed		2	0	1	1
	PC13. make sure the machine is kept clean at all times ,before loading, while running & after unloading the fabric		2	0	2	0
	PC14. follow the preventive maintenance schedule & ensure the machine is running smoothly		2	0	2	0
	PC15. ensure the right quality of water , steam & air is available		2	0	2	0
	28	2	21	5		
<b>Total</b>	<b>Weightage %</b>		<b>7%</b>	<b>75%</b>	<b>18%</b>	
3. TSC/N 5209 Check the quality of a dyed/bleached Yarn/Fiber	PC1. take out the sample after hold time to avoid any delay	16	2	0	1	1
	PC2. close the lid & restart the machine after drawing the sample		2	0	2	0
	PC3. develop techniques for various types of dyestuffs used in the process such as direct, reactive, vat, sulphur etc.		4	2	0	2
	PC4. manage soaping chemical, temp &		3	1	1	1

	no. of soaping/ washings for different dyestuff					
	PC5. manage method, temp & place of drying of the cut sample		2	0	1	1
	PC6. compare the sample with the standard attached to the work order or in the master file		2	0	2	0
	PC7. take the sample to your supervisor if the sample is not matching to the standard for decision		1	0	1	0
			16	3	8	5
	<b>Total</b>	<b>Weightage %</b>		<b>19%</b>	<b>50%</b>	<b>31%</b>
<b>4. TSC/ N9001 Maintain work area, tools and machines</b>	PC1. handle materials, machinery, equipment and tools with care and use them in the correct way	<b>29</b>	3	1	2	0
	PC2. use correct lifting and handling procedures		1	0	1	0
	PC3. use materials to minimize waste		2	1	1	0
	PC4. maintain a clean and hazard free working area		3	1	1	1
	PC5. maintain tools and equipment		3	1	2	0
	PC6. carry out running maintenance within agreed schedules		2	1	1	0
	PC7. carry out maintenance and/or cleaning within one's responsibility		1	0	1	0
	PC8. report unsafe equipment and other dangerous occurrences		1	1	0	0
	PC9. ensure that the correct machine guards are in place		2	1	1	0
	PC10. work in a comfortable position with the correct posture		3	1	2	0
	PC11. use cleaning equipment and methods appropriate for the work to be carried out		2	1	1	0
	PC12. dispose of waste safely in the designated location		2	0	2	0
	PC13. store cleaning equipment safely after use		2	0	2	0
	PC14. carry out cleaning according to schedules and limits of responsibility		2	1	1	0
			29	10	18	1
	<b>Total</b>	<b>Weightage %</b>		<b>34%</b>	<b>62%</b>	<b>3%</b>

<b>5.TSC/ N9002 Working in a team</b>	<b>PC1. be accountable to the own role in whole process</b>	<b>26</b>	<b>2</b>	<b>1</b>	<b>1</b>	<b>0</b>
	<b>PC2. perform all roles with full responsibility</b>		<b>3</b>	<b>1</b>	<b>2</b>	<b>0</b>
	<b>PC3. be effective and efficient at workplace</b>		<b>4</b>	<b>1</b>	<b>2</b>	<b>1</b>
	<b>PC4. properly communicate about company policies</b>		<b>2</b>	<b>1</b>	<b>0</b>	<b>1</b>
	<b>PC5. report all problems faced during the process</b>		<b>1</b>	<b>1</b>	<b>0</b>	<b>0</b>
	<b>PC6. talk politely with other team members and colleagues</b>		<b>2</b>	<b>1</b>	<b>1</b>	<b>0</b>
	<b>PC7. submit daily report of own performance</b>		<b>1</b>	<b>0</b>	<b>1</b>	<b>0</b>
	<b>PC8. adjust in different work situations</b>		<b>2</b>	<b>0</b>	<b>2</b>	<b>0</b>
	<b>PC9. give due importance to others' point of view</b>		<b>2</b>	<b>1</b>	<b>0</b>	<b>1</b>
	<b>PC10. avoid conflicting situations</b>		<b>3</b>	<b>1</b>	<b>1</b>	<b>1</b>
	<b>PC11. develop new ideas for work procedures</b>		<b>2</b>	<b>1</b>	<b>1</b>	<b>0</b>
	<b>PC12. improve upon the existing techniques to increase process efficiency</b>		<b>2</b>	<b>1</b>	<b>1</b>	<b>0</b>
			<b>26</b>	<b>10</b>	<b>12</b>	<b>4</b>
	<b>Total</b>		<b>Weightage %</b>		<b>38%</b>	<b>46%</b>
<b>6. TSC/ N9003 Maintain health, safety and security at workplace</b>	<b>PC1. comply with health and safety related instructions applicable to the workplace</b>	<b>71</b>	<b>5</b>	<b>1</b>	<b>3</b>	<b>1</b>
	<b>PC2. use and maintain personal protective equipment such as "ear plug", " nose mask ", " head cap" etc., as per protocol</b>		<b>5</b>	<b>1</b>	<b>3</b>	<b>1</b>
	<b>PC3. carry out own activities in line with approved guidelines and procedures</b>		<b>3</b>	<b>1</b>	<b>2</b>	<b>0</b>
	<b>PC4. maintain a healthy lifestyle and guard against dependency on intoxicants</b>		<b>2</b>	<b>1</b>	<b>0</b>	<b>1</b>
	<b>PC5. follow environment management system related procedures</b>		<b>3</b>	<b>1</b>	<b>2</b>	<b>0</b>
	<b>PC6. identify and correct (if possible) malfunctions in machinery and equipment</b>		<b>3</b>	<b>1</b>	<b>1</b>	<b>1</b>
	<b>PC7. report any service malfunctions that cannot be rectified</b>		<b>2</b>	<b>1</b>	<b>0</b>	<b>1</b>
	<b>PC8. store materials and equipment in line with organisational requirements</b>		<b>2</b>	<b>0</b>	<b>1</b>	<b>1</b>



	PC9. safely handle and remove waste		2	0	2	0
	PC10. minimize health and safety risks to self and others due to own actions		3	1	1	1
	PC11. seek clarifications, from supervisors or other authorized personnel in case of perceived risks		3	1	1	1
	PC12. monitor the workplace and work processes for potential risks and threat		2	0	2	0
	PC13. carry out periodic walk-through to keep work area free from hazards and obstructions, if assigned		3	2	0	1
	PC14. report hazards and potential risks/ threats to supervisors or other authorized personnel		3	2	0	1
	PC15. participate in mock drills/ evacuation procedures organized at the workplace		3	1	2	0
	PC16. undertake first aid, fire-fighting and emergency response training, if asked to do so		5	2	2	1
	PC17. take action based on instructions in the event of fire, emergencies or accidents		4	1	2	1
	PC18. follow organisation procedures for shutdown and evacuation when required		2	0	2	0
	PC19. identify different kinds of possible hazards (environmental, personal, ergonomic, chemical) of the industry		5	1	3	1
	PC20. recognise other possible security issues existing in the workplace		3	1	1	1
	PC21. recognise different measures to curb the hazards		3	1	2	0
	PC22. communicate the safety plan to everyone		3	2	0	1
	PC23. attach disciplinary rules with the implementation		2	1	1	0
	<b>71</b>	<b>23</b>	<b>33</b>	<b>15</b>		
<b>Total</b>	<b>Weightage %</b>		<b>32%</b>	<b>46%</b>	<b>21%</b>	
<b>7. TSC/ N9004 Comply with industry and</b>	PC1. perform own duties effectively	<b>39</b>	4	1	2	1
	PC2. take responsibility for own actions		4	1	2	1
	PC3. be accountable towards the job role and assigned duties		3	1	1	1

organisational requirements	PC4. take initiative and innovate the existing methods		4	1	2	1
	PC5. focus on self-learning and improvement		3	1	1	1
	PC6. co-ordinate with all the team members and colleagues		3	1	2	0
	PC7. communicate politely		3	1	2	0
	PC8. avoid conflicts and miscommunication		3	1	2	0
	PC9. know the organisational standards		2	1	1	0
	PC10. implement them in your performance		3	1	2	0
	PC11. motivate others to follow them		3	1	2	0
	PC12. know the industry standards		2	1	0	1
	PC13. align them with organisation standards		2	0	2	0
			39	12	21	6
	<b>Total</b>	<b>Weightage %</b>		<b>31%</b>	<b>54%</b>	<b>15%</b>
<b>Total</b>			<b>67</b>	<b>140</b>	<b>40</b>	
<b>Grand Total</b>		<b>247</b>				